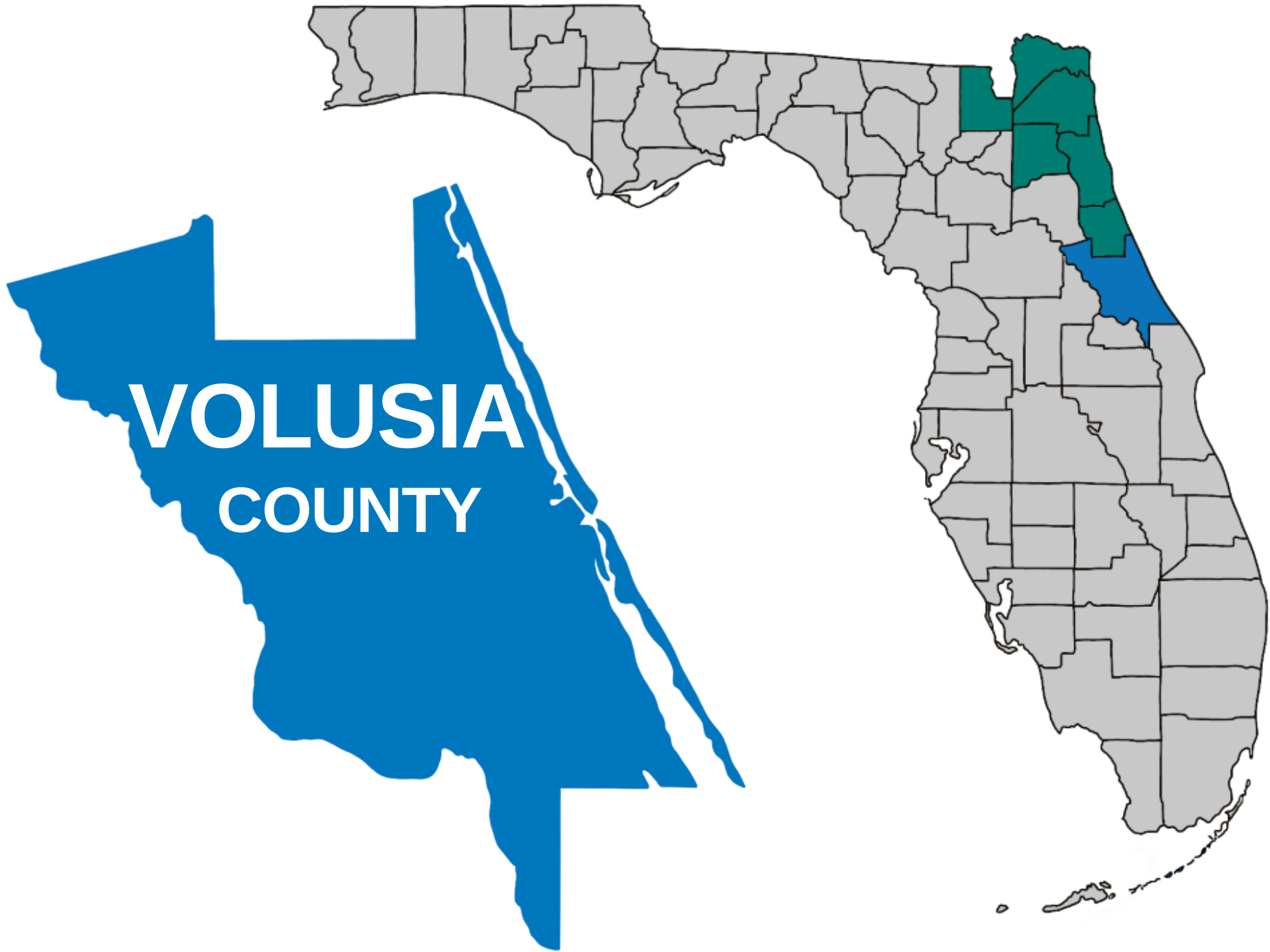




**OUR VISION:**

Northeast Florida will become the healthiest region in the state through evidence-based assessment, data, and planning.



Health Planning  
Council OF NORTHEAST  
FLORIDA



[hpcnef.org](http://hpcnef.org)



4201 Baymeadows Road, Suite 2  
Jacksonville, Florida 32217



(904) 448-4300

# COUNTY DEMOGRAPHICS

## Population

### Volusia County



**568,229**

2.6% of Florida  
Population

### Florida



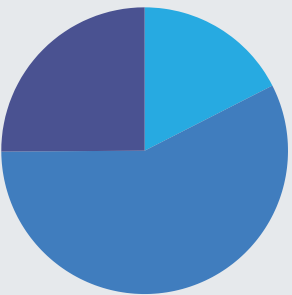
**21,928,881**

*Data Source: U.S. Census Bureau, 2019-2023 American Community Survey 5-Year Estimates, DP05*

## Age Groups

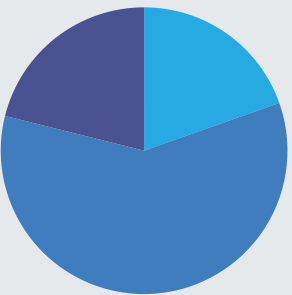
### Volusia County

	Estimate	Percent
Under 18	99,460	17.5%
18 - 64	326,185	57.4%
65+	142,584	25.1%



### Florida

	Estimate	Percent
Under 18	4,305,366	19.6%
18 - 64	12,992,782	59.3%
65+	4,630,733	21.1%



*Data Source: U.S. Census Bureau, 2019-2023 American Community Survey 5-Year Estimates, S0101*

## Gender

### Volusia County



**51.0%**

289,876 Females



**49.0%**

278,353 Males

### Florida



**50.9%**

11,155,261 Females



**49.1%**

10,773,620 Males

*Data Source: U.S. Census Bureau, 2019-2023 American Community Survey 5-Year Estimates, DP05*

## Race / Ethnicity

### Volusia County

### Florida

	Estimate	Percent	Estimate	Percent
One Race	528,588	93.0%	18,431,089	84.0%
White	412,706	72.6%	13,136,701	59.9%
Black or African American	60,661	10.7%	3,363,769	15.3%
American Indian & Alaskan Native	1,252	0.2%	66,779	0.3%
Asian	10,593	1.9%	628,137	2.9%
Native Hawaiian & Other Pacific Islander	187	0.0%	13,136	0.1%
Some other race	43,189	7.6%	1,222,567	5.6%
Two or more races	39,641	7.0%	3,497,792	16.0%
Hispanic or Latino (of any race)	89,077	15.7%	5,865,737	26.7%

*Data Source: U.S. Census Bureau, 2019-2023 American Community Survey 5-Year Estimates, DP05*



# COUNTY DEMOGRAPHICS

## Volusia County



Individuals with  
Disabilities  
**97,023**



Individuals with  
Hearing Disabilities  
**33,381**



Individuals with  
Vision Disabilities  
**19,684**



Individuals with  
Cognitive Disabilities  
**33,465**



Individuals with an  
Ambulatory Difficulty  
**51,596**



Individuals with  
a Self-Care Difficulty  
**16,427**



Individuals with an  
Independent Living  
Difficulty  
**31,078**



Veterans  
**47,376**

## Florida



Individuals with  
Disabilities  
**2,924,178**



Individuals with  
Hearing Disabilities  
**824,233**



Individuals with  
Vision Disabilities  
**545,288**



Individuals with  
Cognitive Disabilities  
**1,093,165**



Individuals with an  
Ambulatory Difficulty  
**1,484,665**



Individuals with  
a Self-Care Difficulty  
**534,627**



Individuals with an  
Independent Living  
Difficulty  
**1,004,594**



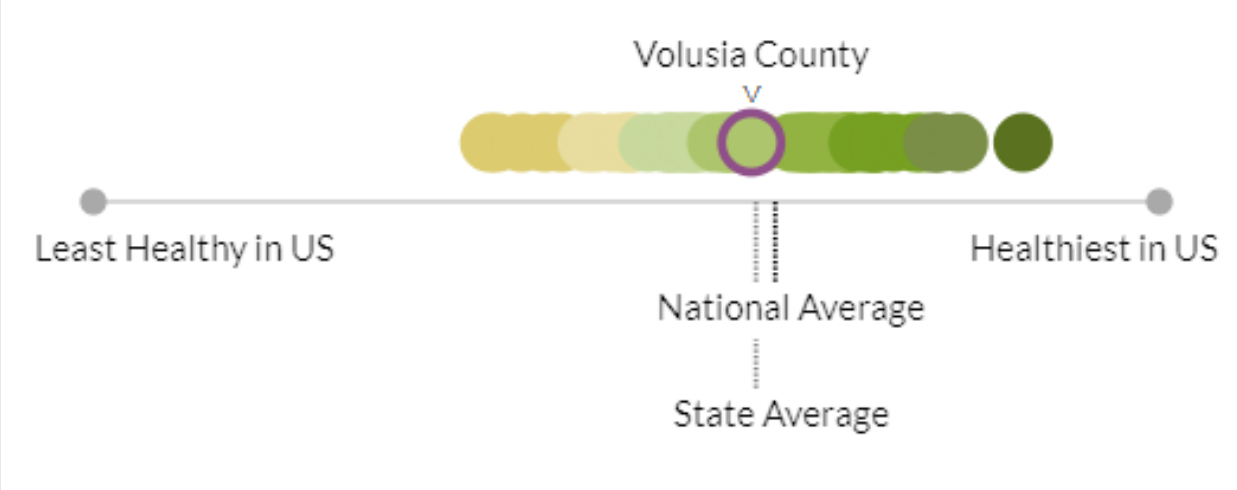
Veterans  
**1,347,330**

# COUNTY HEALTH RANKINGS, VOLUSIA COUNTY, 2025

## Population Health and Well-Being: 33rd out of 67 counties

\*improved from 2024

Population Health and Well-Being tells us how long people live on average within a community, and how much physical and mental health people experience in a community while they are alive. Population Health and Well-Being includes quality of life and length of life.

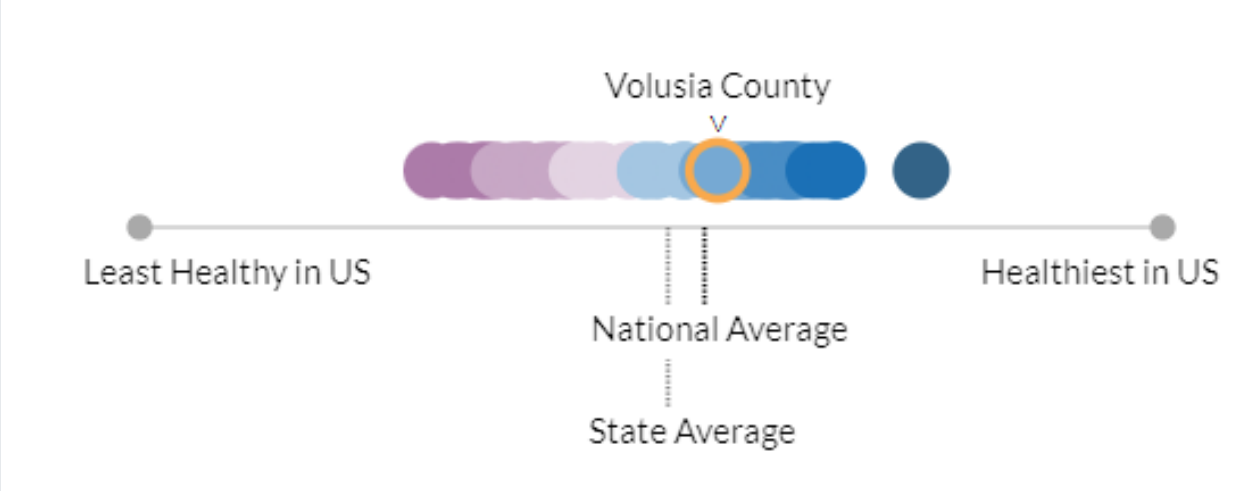


**Volusia County is faring about the same as the average county in Florida for Population Health and Well-being, and about the same as the average county in the nation.**

## Community Conditions: 32nd out of 67 counties

\*declined from 2024

Community Conditions represent those things we can improve to live longer and healthier lives. Community Conditions include health infrastructure, physical environment, and social and economic factors.



**Volusia County is faring slightly better than the average county in Florida for Community Conditions, and about the same as the average county in the nation.**

**Areas of Strength:** high school completion rate, rate of primary care physicians, income inequality

**Areas to Explore:** percent of uninsured individuals, severe housing problems, injury deaths

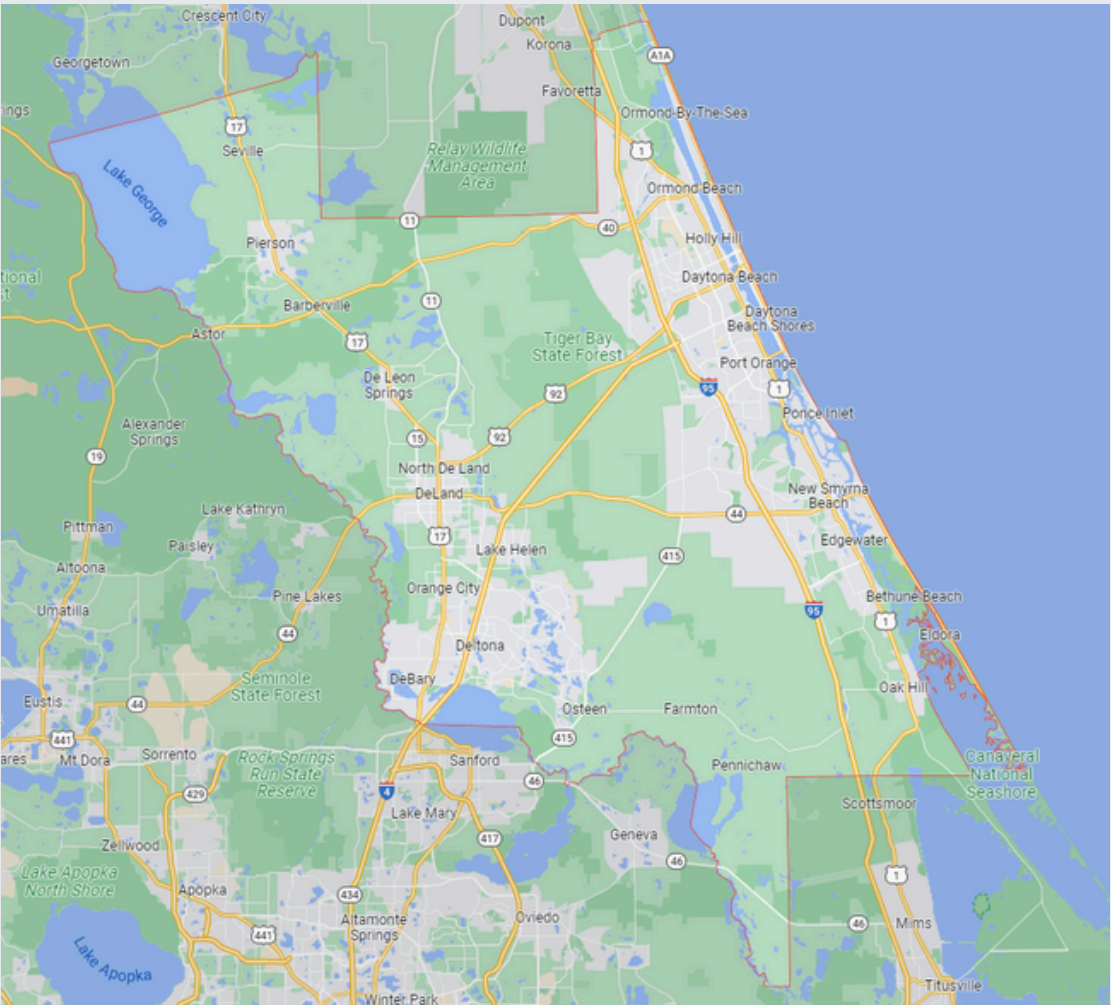
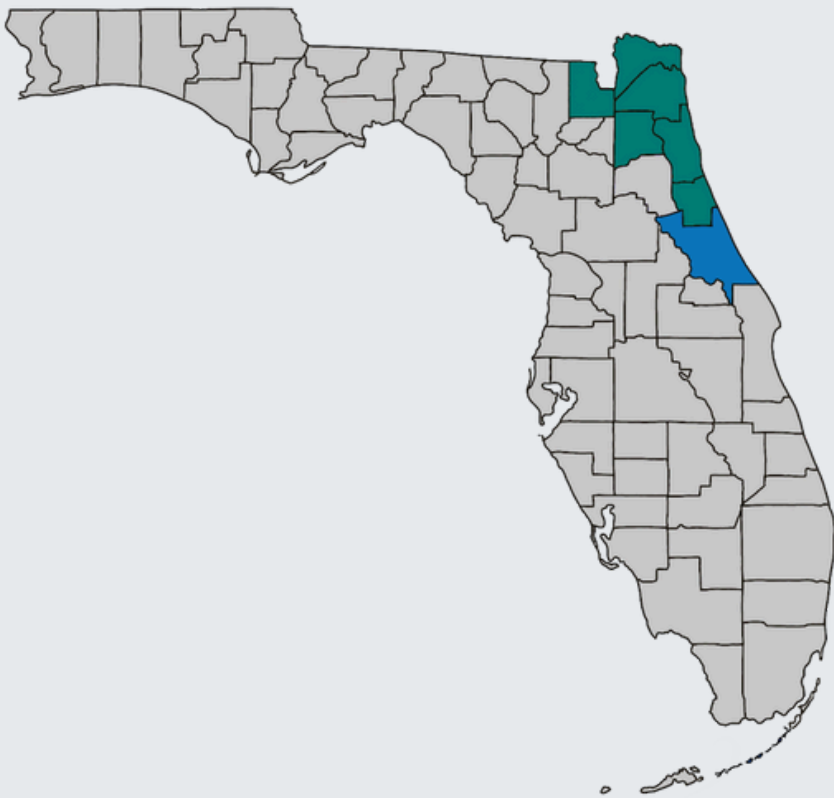
**Data Note:** County rankings for health outcomes and health factors were determined by analyzing the national z-scores provided on the County Health Rankings & Roadmaps website. A lower z-score correlated with a higher ranking, while a higher z-score correlated with a lower ranking. Names for the two categories changed from Health Outcomes to Population Health and Well-Being and from Health Factors to Community Conditions in 2025.

**Data Source:** Robert Wood Johnson Foundation (2025); retrieved from County Health Rankings and Roadmaps

# NEIGHBORHOOD & BUILT ENVIRONMENT

## Geography and Governance

Volusia County is on the east coast of Central Florida with 47 miles of Atlantic Ocean beaches with beachfront cities, including Daytona Beach, Ormond Beach, and New Smyrna Beach. It is bordered on the west by the St. Johns River, and the City of DeLand is the County seat. Water sports are plentiful, but Volusia's oceanfront communities are most famous for land sports. Volusia's beach's' hard-packed sand, gentle slope, and vast expanse were the perfect proving ground for early auto racing. Ormond Beach is known as the "Birthplace of Speed." Jackie Robinson Ballpark, located a mile from the beach, was the first place in Florida to allow Jackie Robinson to play in a game during 1946 Spring Training, a year before Jackie broke the color barrier in Major League baseball.



Total Households  
**237,396**



Median Gross Rent  
**\$1,368**



Total Affordable  
Housing Units  
**2,939**



Total Homeless  
**1,146**



Percentage of  
Sidewalks with Barriers  
**18%**



Total Miles of  
Bike Lanes  
**138**



People Living Within  
1/2 Mile of a Healthy  
Food Source  
**19.6%**



Nearby State  
Parks  
**8**



People Living Within  
1/2 Mile of a Park  
**41.7%**

# NEIGHBORHOOD & BUILT ENVIRONMENT

## Social Vulnerability Index (SVI)

Social vulnerability is a set of factors such as poverty, lack of access to transportation, and crowded housing that may weaken a community’s ability to prevent human suffering and financial loss in a disaster. An area receives a Social Vulnerability Index Score (SVI) from 0 to 1.0 in which 0 is the lowest vulnerability and 1.0 is the highest vulnerable population.

**Socioeconomic status** (below 150% poverty, unemployed, housing cost burden, no high school diploma, no health insurance)

**Household characteristics** (aged 65 or older, aged 17 or younger, civilian with a disability, single-parent households, English language proficiency)

**Racial and ethnic minority status** (Hispanic or Latino (of any race); Black and African American, Not Hispanic or Latino; American Indian and Alaska Native, Not Hispanic or Latino; Asian, Not Hispanic or Latino; Native Hawaiian and Other Pacific Islander, Not Hispanic or Latino; Two or More Races, Not Hispanic or Latino; Other Races, Not Hispanic or Latino)

**Housing type & transportation** (multi-unit structures, mobile homes, crowding, no vehicle, group quarters)

Volusia County SVI	
Factor	Score
Overall SVI	0.6987
Socioeconomic Status	0.5966
Household Characteristics	0.6914
Racial and Ethnic Minority Status	0.678
Housing Type and Transportation	0.6863

Volusia County’s overall SVI rate is 0.6987, which indicates a medium to high level of vulnerability compared to other communities. This means that Volusia County is more likely to experience negative outcomes during emergencies, disasters, or disease outbreaks. When considering thematic SVI, the Household Characteristics factor has the highest SVI (0.6914), and the Socioeconomic Status factor (0.5966) has the lowest.



# ECONOMIC STABILITY

## Volusia County



Per Capita Income  
**\$37,171**



Median Household  
Income  
**\$66,581**



Unemployment Rate  
**4.0%**



Population 16+ in Labor Force **54.4%**



Social Security Benefit  
Recipients (Age 65+)  
**135,400**



Individuals Below  
Poverty Level  
**67,642**



Children in Foster  
Care  
**548**


## Florida




Per Capita Income  
**\$41,055**



Median Household  
Income  
**\$71,711**



Unemployment Rate  
**4.8%**



Population 16+ in Labor Force **59.6%**



Social Security Benefit  
Recipients (Age 65+)  
**4,039,355**



Individuals Below  
Poverty Level  
**2,707,698**



Children in Foster  
Care  
**20,627**

# EDUCATION ACCESS & QUALITY

## Health Literacy

Health literacy is the degree to which individuals can obtain, process, and understand basic health information. Low health literacy is linked to poor health, higher rates of chronic disease, and higher mortality rates.

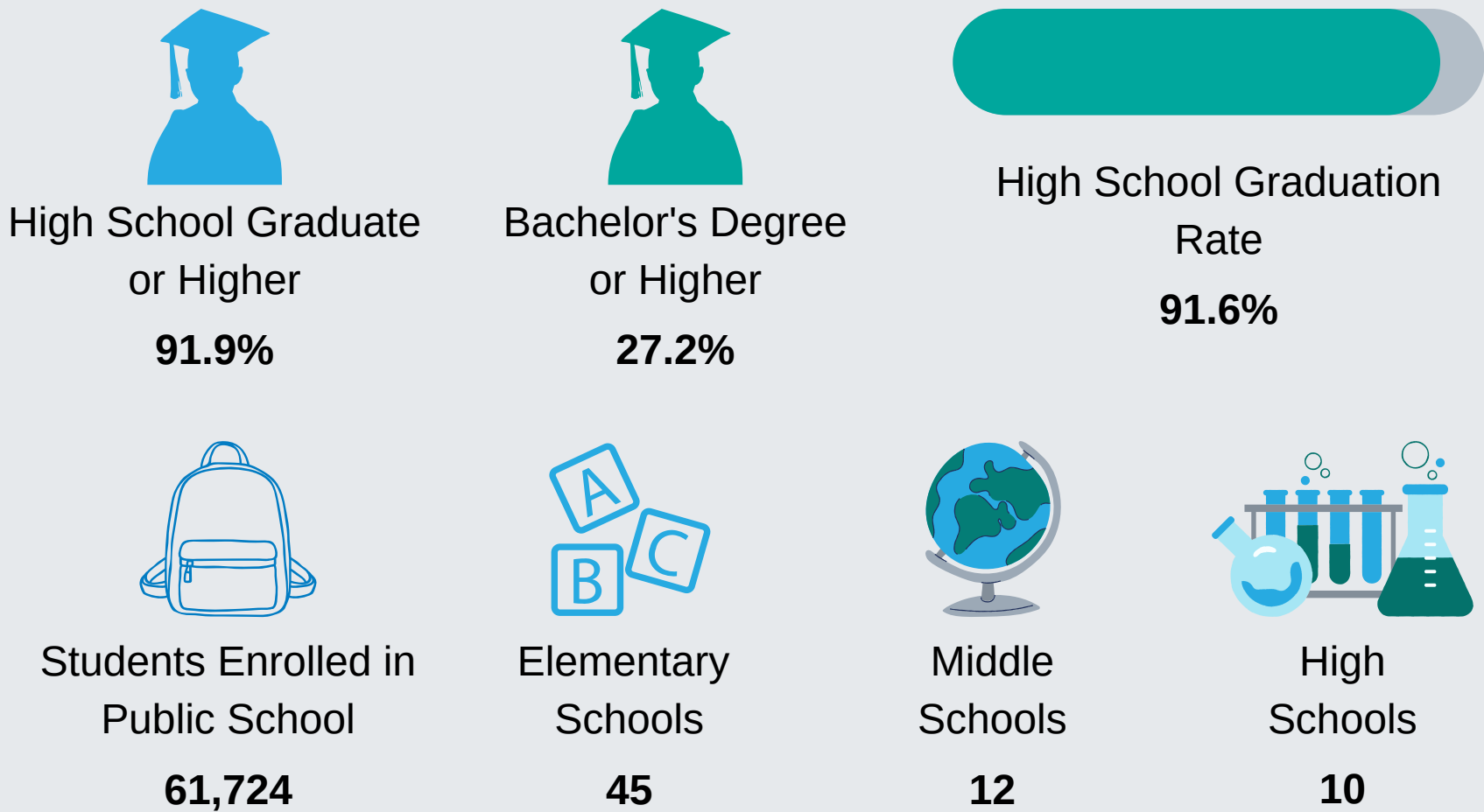
## Health Insurance Literacy

Health insurance literacy is the ability to understand, choose, manage, and efficiently utilize health insurance plans. Health insurance literacy is crucial to affordable and effective healthcare decisions and outcomes.

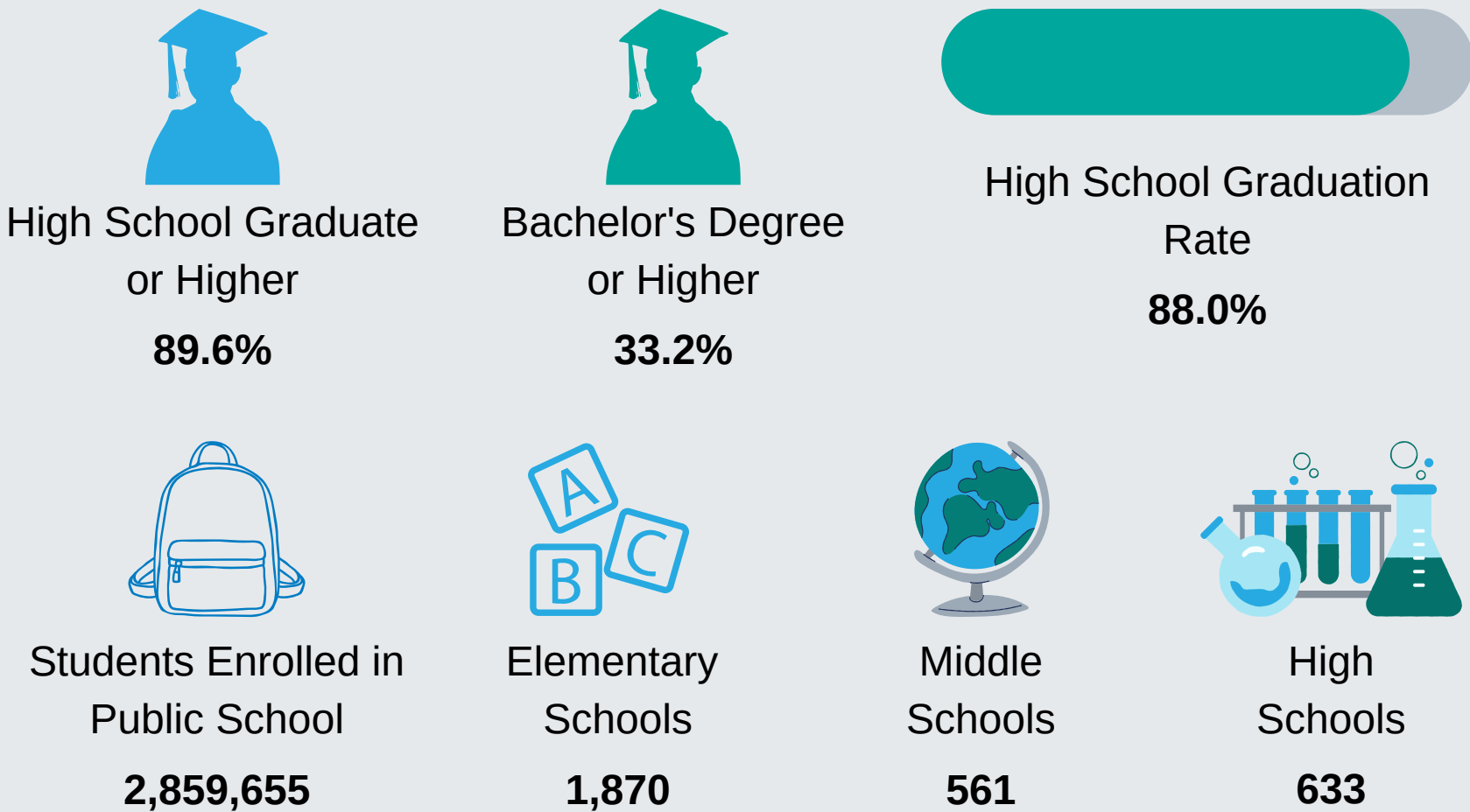
## Digital Literacy

Digital literacy is the ability to use information and communication technologies to find, evaluate, create, and communicate information, requiring both cognitive and technical skills.

## Volusia County



## Florida

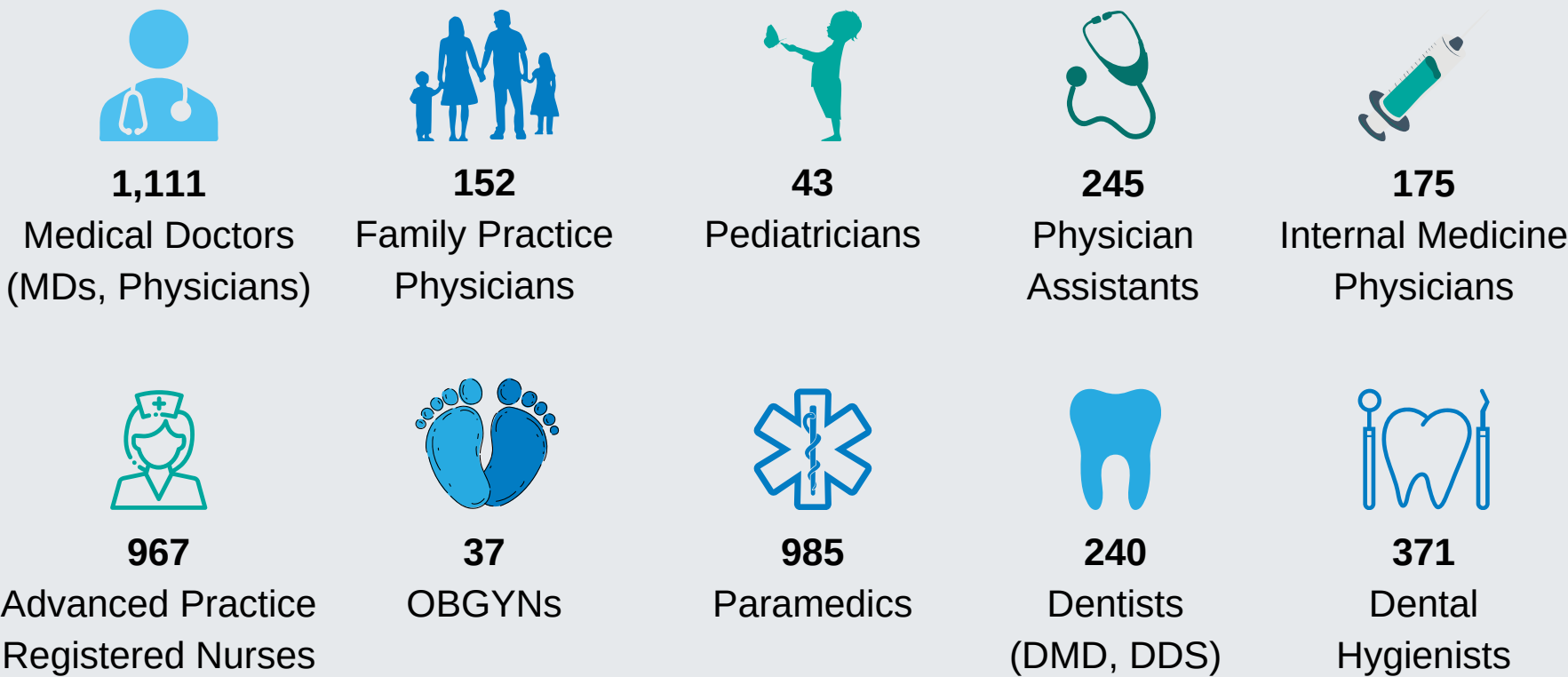




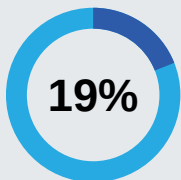
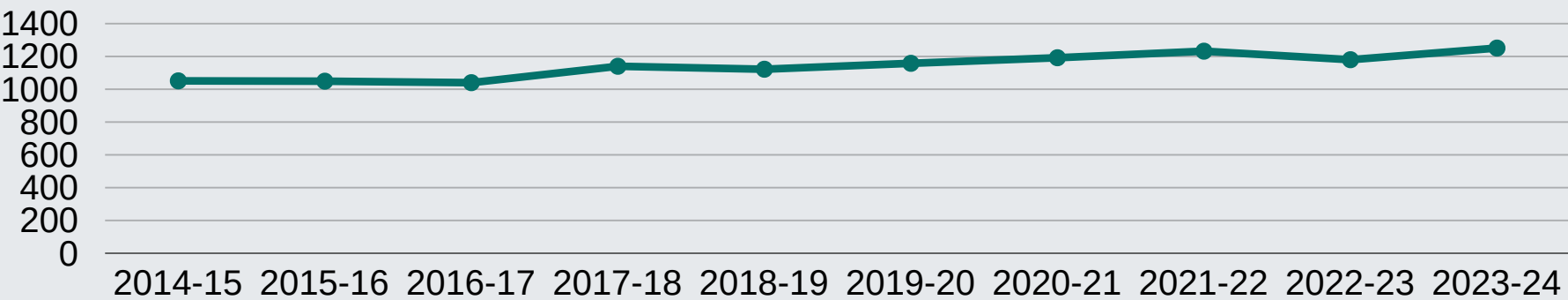
# HEALTHCARE ACCESS & QUALITY

## Volusia County

### Licensed Providers



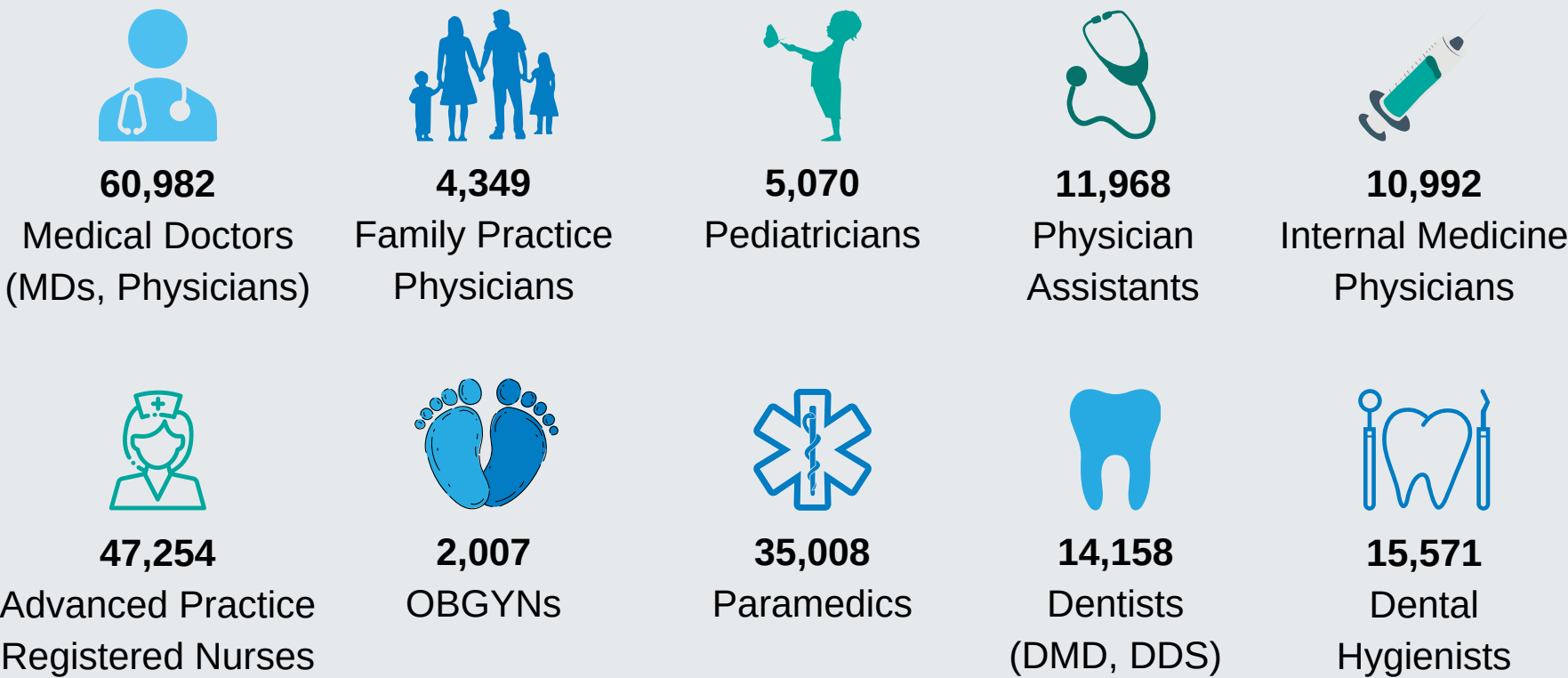
### Number of Practicing Physicians



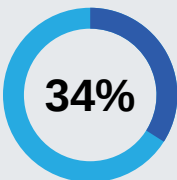
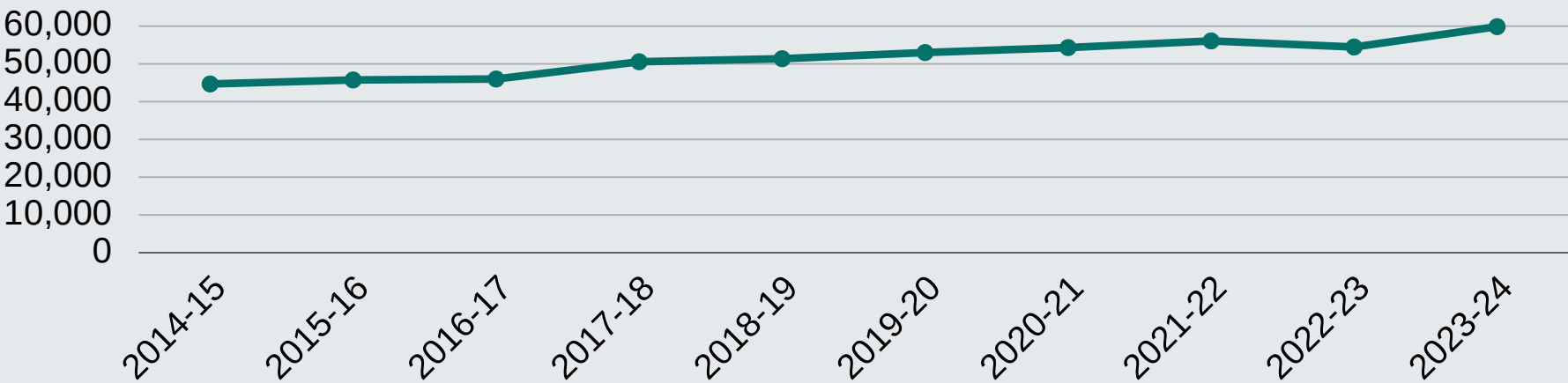
**19%** increase in the number of practicing physicians from 2014-15 to 2023-24

## Florida

### Licensed Providers



### Number of Practicing Physicians



**34%** increase in the number of practicing physicians from 2014-15 to 2023-24

# HEALTHCARE ACCESS & QUALITY

## Volusia County

### Licensed Mental Health Professionals



66

Psychologists



388

Mental Health  
Counselors



92

Marriage & Family  
Therapists



281

Clinical Social  
Workers

### Hospital Beds



1,680

Total Hospital  
Beds



1,436

Acute Care  
Beds



244

Specialty Care  
Beds



3,207

Nursing Home  
Beds



74

Adult Psychiatric  
Beds



30

Child & Adolescent  
Psychiatric Beds



4

Adult Substance  
Abuse Beds

## Florida

### Licensed Mental Health Professionals



5,433

Psychologists



16,187

Mental Health  
Counselors



2,791

Marriage & Family  
Therapists



13,935

Clinical Social  
Workers

### Hospital Beds



69,826

Total Hospital  
Beds



56,027

Acute Care  
Beds



13,799

Specialty Care  
Beds



82,426

Nursing Home  
Beds



4,154

Adult Psychiatric  
Beds



714

Child & Adolescent  
Psychiatric Beds



282




Adult Substance  
Abuse Beds

# HEALTHCARE ACCESS & QUALITY

## Health Insurance Coverage

	Volusia County		Florida	
	Estimate	Percent	Estimate	Percent
Total Population	560,338	-	21,591,588	-
With health insurance coverage	498,477	89.0%	19,021,878	88.1%
With private health insurance	355,214	63.4%	13,714,412	63.5%
With public coverage	234,273	41.8%	7,985,837	37.0%
No health insurance coverage	61,861	11.0%	2,569,710	11.9%

## Health Professional Shortage Area (HPSA)

	Designation Status	Designation Type
 Primary Health Professional Shortage	Yes	Low Income Migrant Farmworker Population, Correctional Facility, Federally Qualified Health Center, Federally Qualified Health Center Look-alike
 Dental Health Professional Shortage	Yes	Low Income Migrant Farmworker Population, Correctional Facility, Federally Qualified Health Center, Federally Qualified Health Center Look-alike
 Mental Health Professional Shortage	Yes	Low Income Population, Correctional Facility, Federally Qualified Health Center, Federally Qualified Health Center Look-alike







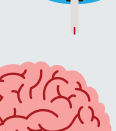



## Medically Underserved Area (MUA)

MUA	Service Area Name	Designation Type
07094	Volusia County	Medically Underserved Area





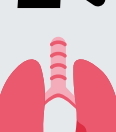







# LEADING CAUSES OF DEATH




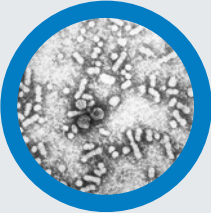
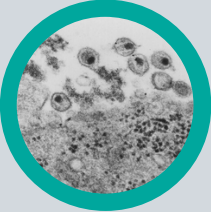
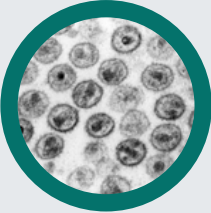
## Volusia County

		Number of Deaths	Percent of Deaths
	HEART DISEASE	1,779	22.07%
	CANCER	1,658	20.57%
	STROKE	618	7.67%
	UNINTENTIONAL INJURY	616	7.64%
	CHRONIC LOWER RESPIRATORY DISEASE	516	6.40%
	DIABETES	224	2.78%
	ALZHEIMER'S DISEASE	196	2.43%
	NEPHRITIS, NEPHROTIC SYNDROME, & NEPHROSIS	157	1.95%
	CHRONIC LIVER DISEASE AND CIRRHOSIS	151	1.87%
	HYPERTENSION	131	1.63%

## Florida

		Number of Deaths	Percent of Deaths
	HEART DISEASE	48,961	21.38%
	CANCER	47,088	20.56%
	STROKE	16,485	7.20%
	UNINTENTIONAL INJURY	16,435	7.18%
	CHRONIC LOWER RESPIRATORY DISEASE	11,214	4.90%
	DIABETES	7,288	3.18%
	ALZHEIMER'S DISEASE	5,974	2.61%
	COVID-19	3,645	1.59%
	SUICIDE	3,558	1.55%
	CHRONIC LIVER DISEASE AND CIRRHOSIS	3,529	1.54%

# INFECTIOUS DISEASES

		Volusia County	Florida
	<b>Chlamydia</b> is a common sexually transmitted infection (STI) caused by bacteria. Chlamydia affects mostly young women, but it can occur in both men and women and in all age groups.	2,239 Cases	113,110 Cases
	<b>COVID-19</b> is the disease caused by SARS-CoV-2, the coronavirus that emerged in December 2019. It was declared a pandemic on March 11, 2020 and cases continue to occur. The coronavirus can be spread from person to person and the best way to protect yourself is to get vaccinated and boosted when you are eligible, follow testing guidelines, wear a mask, wash your hands and practice physical distancing.	9,615 Cases	422,034 Cases
	<b>Infectious Syphilis</b> is a bacterial infection usually spread by sexual contact. The disease starts as a painless sore — typically on the genitals, rectum or mouth. Syphilis spreads from person to person via skin or mucous membrane contact with these sores.	132 Cases	4,376 Cases
	<b>Hepatitis B (chronic)</b> is a serious liver infection caused by the hepatitis B virus (HBV). For some people, hepatitis B infection becomes chronic, meaning it lasts more than six months. Having chronic hepatitis B increases your risk of developing liver failure, liver cancer or cirrhosis — a condition that permanently scars the liver.	118 Cases	5,694 Cases
	<b>HIV</b> is a sexually transmitted infection (STI). It can also be spread by contact with infected blood and from illicit injection drug use or sharing needles. It can also be spread from mother to child during pregnancy, childbirth or breastfeeding.	76 Cases	4,725 Cases
	<b>Acquired Immunodeficiency Syndrome (AIDS)</b> is a chronic, potentially life-threatening condition caused by the human immunodeficiency virus (HIV). By damaging your immune system, HIV interferes with your body's ability to fight infection and disease.	33 Cases	1,981 Cases

# MATERNAL & CHILD HEALTH

## Volusia County



Total Births  
**5,000**



Births to Teen Mothers  
15-19  
**176**




Births to Mothers 36+  
**714**



C-Section Births  
**1,731**



Mothers who Initiated  
Breastfeeding  
**4,220**



Births to Mothers who  
Smoked during  
Pregnancy  
**160**

## Florida



Total Births  
**221,413**



Births to Teen Mothers  
15-19  
**8,109**



Births to Mothers 36+  
**38,934**



C-Section Births  
**80,098**



Mothers who Initiated  
Breastfeeding  
**189,443**



Births to Mothers who  
Smoked during  
Pregnancy  
**3,995**

	Volusia County	Florida
	Estimate	Estimate
Maternal Deaths	0	41
Infant Deaths	28	1,339
White Infant Deaths	18	722
Black Infant Deaths	8	486
Hispanic Infant Deaths	12	403
Non-Hispanic Infant Deaths	15	899
Sudden Unexpected Infant Deaths (SUID)	4	179



# SOCIAL & COMMUNITY CONTEXT

## Volusia County



Suicide Deaths  
**119**



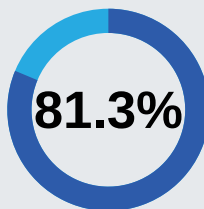
Overdose Deaths  
**293**



Hospitalizations for  
Non-Fatal Self-Harm  
Injuries  
**247**



Hospitalizations for  
Mental and Behavioral  
Health Disorders  
**5,637**




Adults with Good  
Mental Health



Adults who Engage in  
Heavy or Binge Drinking  
**19.6%**



Substance Abuse Program  
Enrollees  
**249 Children**  
**2,178 Adults**



Total Index Crimes  
**3,121**

\*0.1% decrease from  
2022 to 2023

Crimes	Count
Murder	38
Rape	35
Robbery	192
Aggravated Assault	850
Burglary	646
Larceny	1,042
Motor Vehicle Theft	322

## Florida



Suicide Deaths  
**3,558**



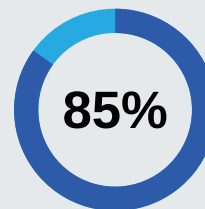
Overdose Deaths  
**7,220**



Hospitalizations for  
Non-Fatal Self-Harm  
Injuries  
**7,677**



Hospitalizations for  
Mental and Behavioral  
Health Disorders  
**210,140**



Adults with Good  
Mental Health



Adults who Engage in  
Heavy or Binge Drinking  
**18.0%**



Substance Abuse Program  
Enrollees  
**10,977 Children**  
**65,189 Adults**



Total Index Crimes  
**114,918**

\*4.6% increase from  
2022 to 2023

Crimes	Count
Murder	2,414
Rape	2,301
Robbery	6,443
Aggravated Assault	23,559
Burglary	21,832
Larceny	47,689
Motor Vehicle Theft	11,201