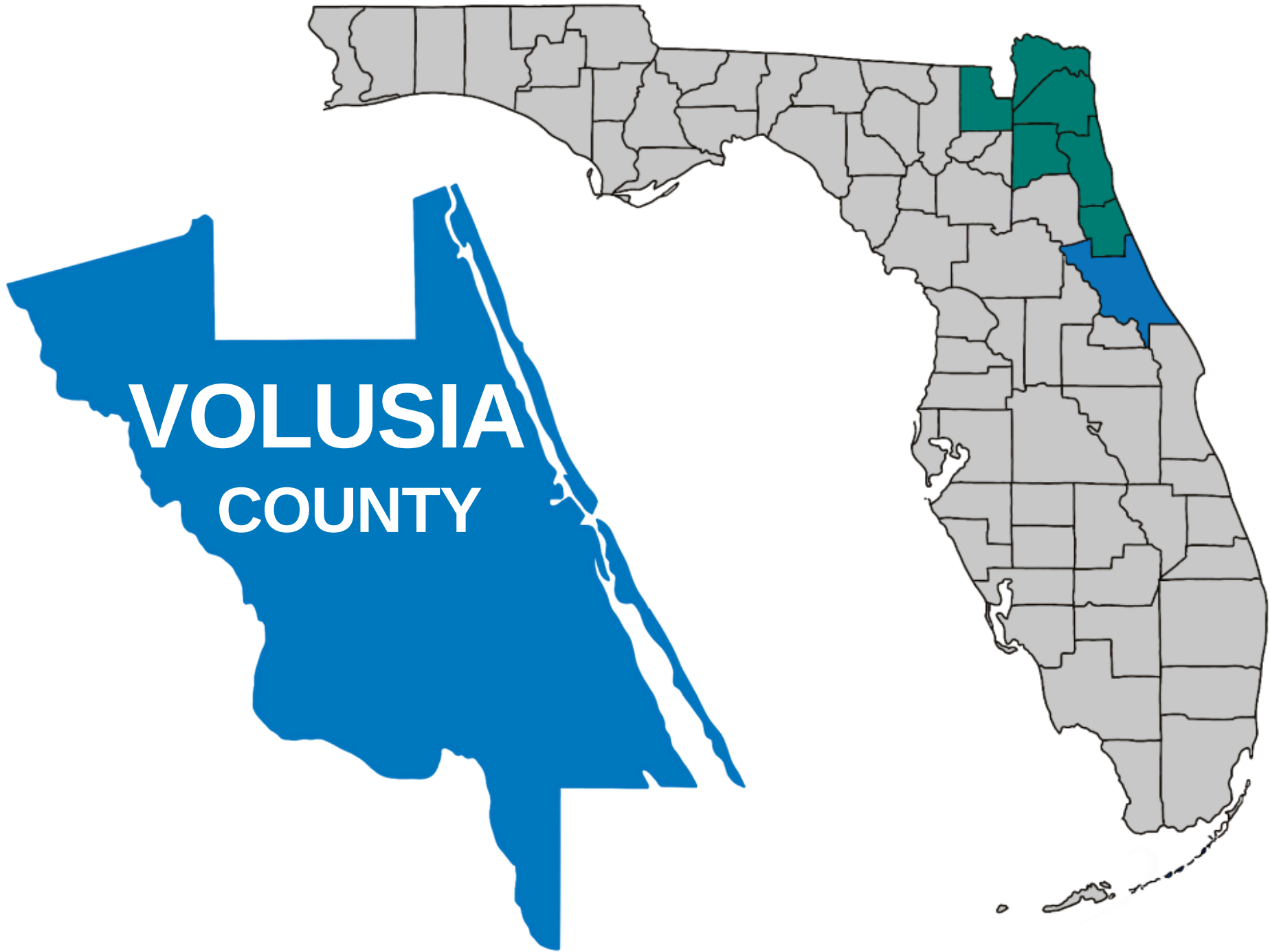




OUR VISION:

Northeast Florida will become the healthiest region in the state through evidence-based assessment, data, and planning.



Health Planning
Council OF NORTHEAST
FLORIDA



hpcnef.org



4201 Baymeadows Road, Suite 2
Jacksonville, Florida 32217



(904) 448-4300

COUNTY DEMOGRAPHICS

Population

Volusia County



558,520

2.6% of Florida
Population

Florida



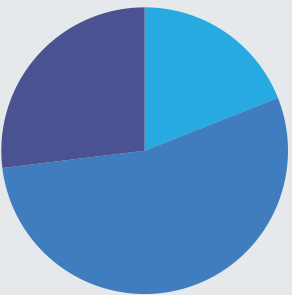
21,634,529

Data Source: U.S. Census Bureau, 2018-2022 American Community Survey 5-Year Estimates, DP05

Age Groups

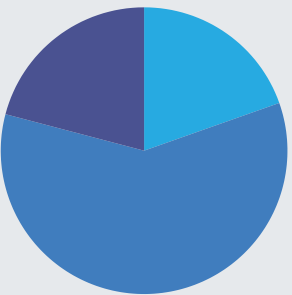
Volusia County

	Estimate	Percent
Under 18	97,528	17.5%
18 - 64	278,225	49.8%
65+	138,757	24.8%



Florida

	Estimate	Percent
Under 18	4,235,429	19.6%
18 - 64	12,878,453	59.5%
65+	4,520,647	20.9%



Data Source: U.S. Census Bureau, 2018-2022 American Community Survey 5-Year Estimates, S0101

Gender

Volusia County



50.9%

284,442 Females



49.1%

274,078 Males

Florida



50.8%

10,987,743 Females



49.2%

10,646,786 Males

Data Source: U.S. Census Bureau, 2018-2022 American Community Survey 5-Year Estimates, DP05

Race / Ethnicity

Volusia County

Florida

	Estimate	Percent	Estimate	Percent
One Race	527,657	94.5%	18,891,062	87.3%
White	416,566	74.6%	13,807,410	63.8%
Black or African American	59,935	10.7%	3,355,703	15.5%
American Indian & Alaskan Native	1,194	0.2%	59.197	0.3%
Asian	10,398	1.9%	609.990	2.8%
Native Hawaiian & Other Pacific Islander	135	0.0%	13,200	0.1%
Some other race	39,429	7.1%	1,045,557	4.8%
Two or more races	30,863	5.5%	2,743,467	12.7%
Hispanic or Latino (of any race)	87,375	15.6%	5,738,283	26.5%

Data Source: U.S. Census Bureau, 2018-2022 American Community Survey 5-Year Estimates, DP05

COUNTY DEMOGRAPHICS

Volusia County



Individuals with
Disabilities
95,468



Individuals with
Hearing Disabilities
32,529



Individuals with
Vision Disabilities
19,427



Individuals with
Cognitive Disabilities
33,567



Individuals with an
Ambulatory Difficulty
50,859



Individuals with
a Self-Care Difficulty
16,092



Individuals with an
Independent Living
Difficulty
30,698



Veterans
47,822

Florida



Individuals with
Disabilities
2,875,501



Individuals with
Hearing Disabilities
811,779



Individuals with
Vision Disabilities
539,298



Individuals with
Cognitive Disabilities
1,065,376



Individuals with an
Ambulatory Difficulty
1,478,924



Individuals with
a Self-Care Difficulty
536,019



Individuals with an
Independent Living
Difficulty
996,878

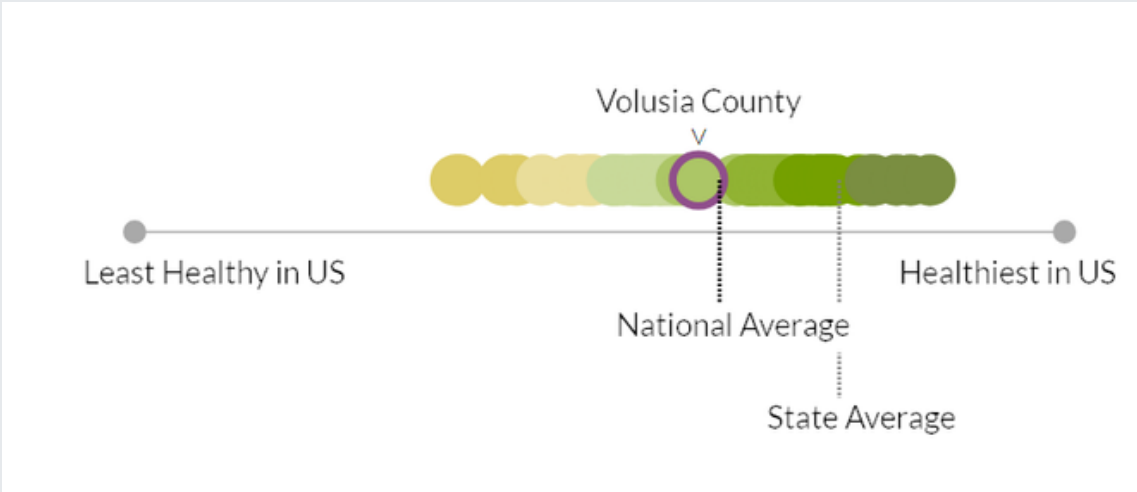


Veterans
1,369,719

COUNTY HEALTH RANKINGS, VOLUSIA COUNTY, 2024

Health Outcomes: 34th out of 67 counties *improved from 2023

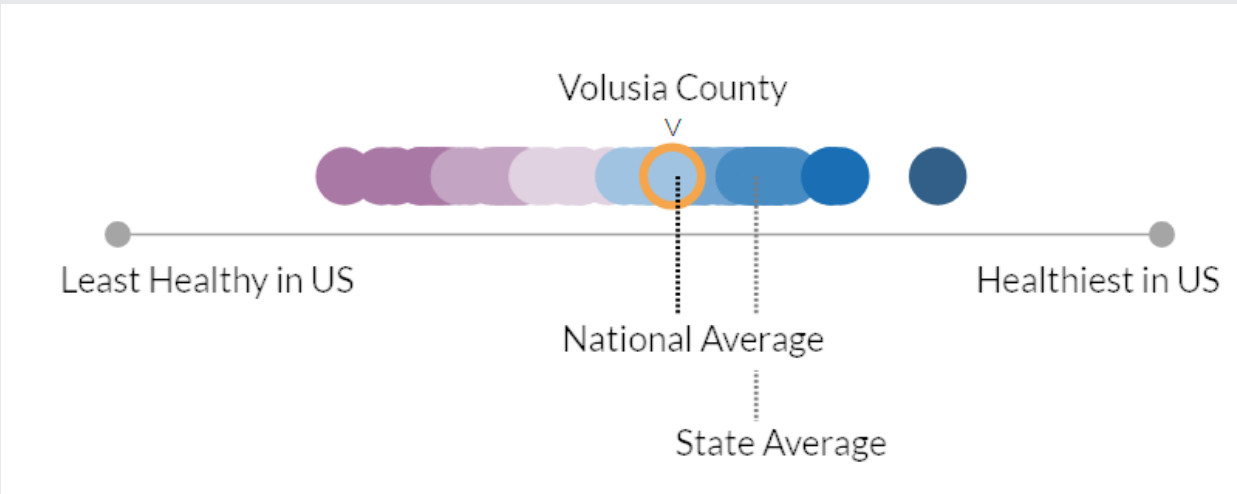
Health Outcomes tell us how long people live on average within a community, and how much physical and mental health people experience in a community while they are alive. Health Outcomes includes quality of life and length of life.



Volusia County is faring worse than the average county in Florida for Health Outcomes, and about the same as the average county in the nation.

Health Factors: 30th out of 67 counties *improved from 2023

Health Factors represent those things we can improve to live longer and healthier lives. Health Factors include health behaviors, clinical care, social and economic factors, and the physical environment.



Volusia County is faring worse than the average county in Florida for Health Factors, and worse than the average county in the nation.

Areas of Strength: high number of primary care physicians

Opportunities for Improvement: higher rate of adult smoking, high rate of adult obesity, and a high rate of excessive drinking.

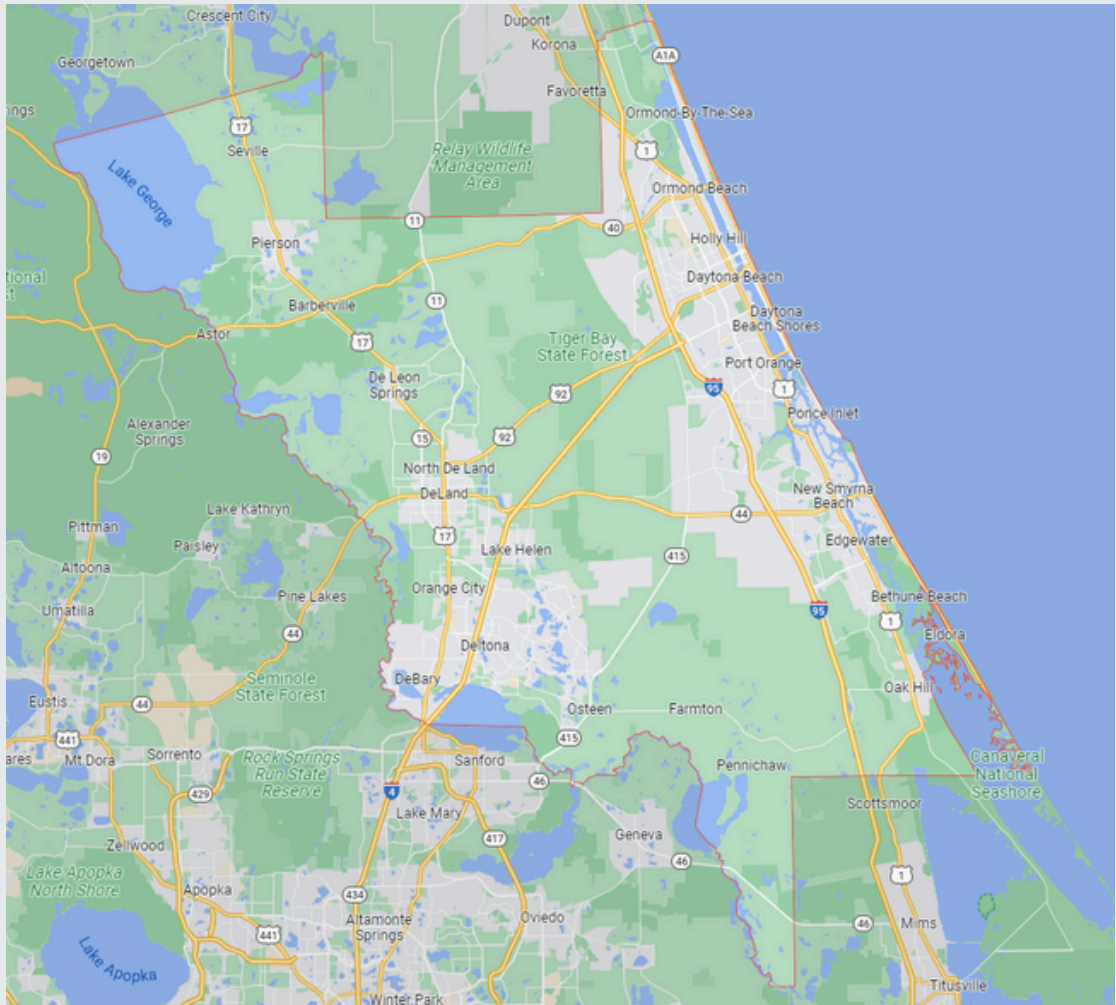
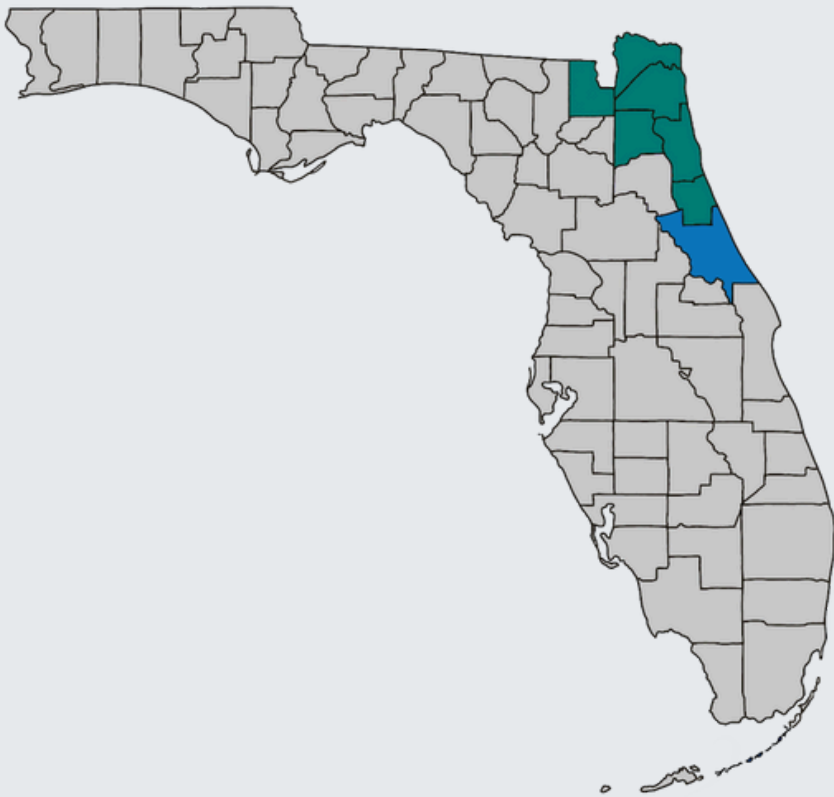
Data Note: County rankings for health outcomes and health factors were determined by analyzing the national z-scores provided on the County Health Rankings & Roadmaps website. A lower z-score correlated with a higher ranking, while a higher z-score correlated with a lower ranking.

Data Source: Robert Wood Johnson Foundation (2024); retrieved from County Health Rankings and Roadmaps

NEIGHBORHOOD & BUILT ENVIRONMENT

Geography and Governance

Volusia County is on the east coast of Central Florida with 47 miles of Atlantic Ocean beaches with beachfront cities, including Daytona Beach, Ormond Beach, and New Smyrna Beach. It is bordered on the west by the St. Johns River, and the City of DeLand is the County seat. Water sports are plentiful, but Volusia's oceanfront communities are most famous for land sports. Volusia's beach's' hard-packed sand, gentle slope, and vast expanse were the perfect proving ground for early auto racing. Ormond Beach is known as the "Birthplace of Speed." Jackie Robinson Ballpark, located a mile from the beach, was the first place in Florida to allow Jackie Robinson to play in a game during 1946 Spring Training, a year before Jackie broke the color barrier in Major League baseball.



Total Households
232,673



Median Gross Rent
\$1,271



Total Affordable
Housing Units
3,239



Total Homeless
992



Percentage of
Sidewalks with Barriers
19%



Total Miles of
Bike Lanes
139



People Living Within
1/2 Mile of a Healthy
Food Source
19.6%



Nearby State
Parks
5



People Living Within
1/2 Mile of a Park
41.7%

Data Sources: U.S. Census Bureau, 2018-2022 American Community Survey 5-Year Estimates, DP03; U.S. Census Bureau, 2018-2022 American Community Survey 5-Year Estimates, DP04; Florida Department of Elder Affairs Profile of Older Adults, 2023; Florida Department of Environmental Protection, 2021; Florida Environmental Public Health Tracking, 2022; Florida Department of Children and Families, 2022; FL Health Charts Homeless Estimate, 2023

NEIGHBORHOOD & BUILT ENVIRONMENT

Social Vulnerability Index (SVI)

Social vulnerability is a set of factors such as poverty, lack of access to transportation, and crowded housing that may weaken a community’s ability to prevent human suffering and financial loss in a disaster. An area receives a Social Vulnerability Index Score (SVI) from 0 to 1.0 in which 0 is the lowest vulnerability and 1.0 is the highest vulnerable population.

- Socioeconomic status** (below 150% poverty, unemployed, housing cost burden, no high school diploma, no health insurance)
- Household characteristics** (aged 65 or older, aged 17 or younger, civilian with a disability, single-parent households, English language proficiency)
- Racial and ethnic minority status** (Hispanic or Latino (of any race); Black and African American, Not Hispanic or Latino; American Indian and Alaska Native, Not Hispanic or Latino; Asian, Not Hispanic or Latino; Native Hawaiian and Other Pacific Islander, Not Hispanic or Latino; Two or More Races, Not Hispanic or Latino; Other Races, Not Hispanic or Latino)
- Housing type & transportation** (multi-unit structures, mobile homes, crowding, no vehicle, group quarters)

Volusia County SVI	
Factor	Score
Overall SVI	0.6987
Socioeconomic Status	0.5966
Household Characteristics	0.6914
Racial and Ethnic Minority Status	0.678
Housing Type and Transportation	0.6863

Volusia County’s overall SVI rate is 0.6987, which indicates a medium to high level of vulnerability compared to other communities. This means that Volusia County is more likely to experience negative outcomes during emergencies, disasters, or disease outbreaks. When considering thematic SVI, the Housing Type and Transportation Status factor has the highest SVI (0.6987), and the Household Characteristics factor (0.678) has the lowest.

ECONOMIC STABILITY

Volusia County



Per Capita Income
\$35,364



Median Household
Income
\$63,075



Unemployment Rate
4.2%



Population 16+ in Labor Force **54.1%**



Social Security Benefit
Recipients (Age 65+)
130,840



Individuals Below
Poverty Level
66,328



Children in Foster
Care
572


Florida



Per Capita Income
\$38,850



Median Household
Income
\$67,917



Unemployment Rate
5.0%



Population 16+ in Labor Force **59.4%**



Social Security Benefit
Recipients (Age 65+)
3,928,080



Individuals Below
Poverty Level
2,725,633



Children in Foster
Care
21,031

EDUCATION ACCESS & QUALITY

Health Literacy

Health literacy is the degree to which individuals can obtain, process, and understand basic health information. Low health literacy is linked to poor health, higher rates of chronic disease, and higher mortality rates.

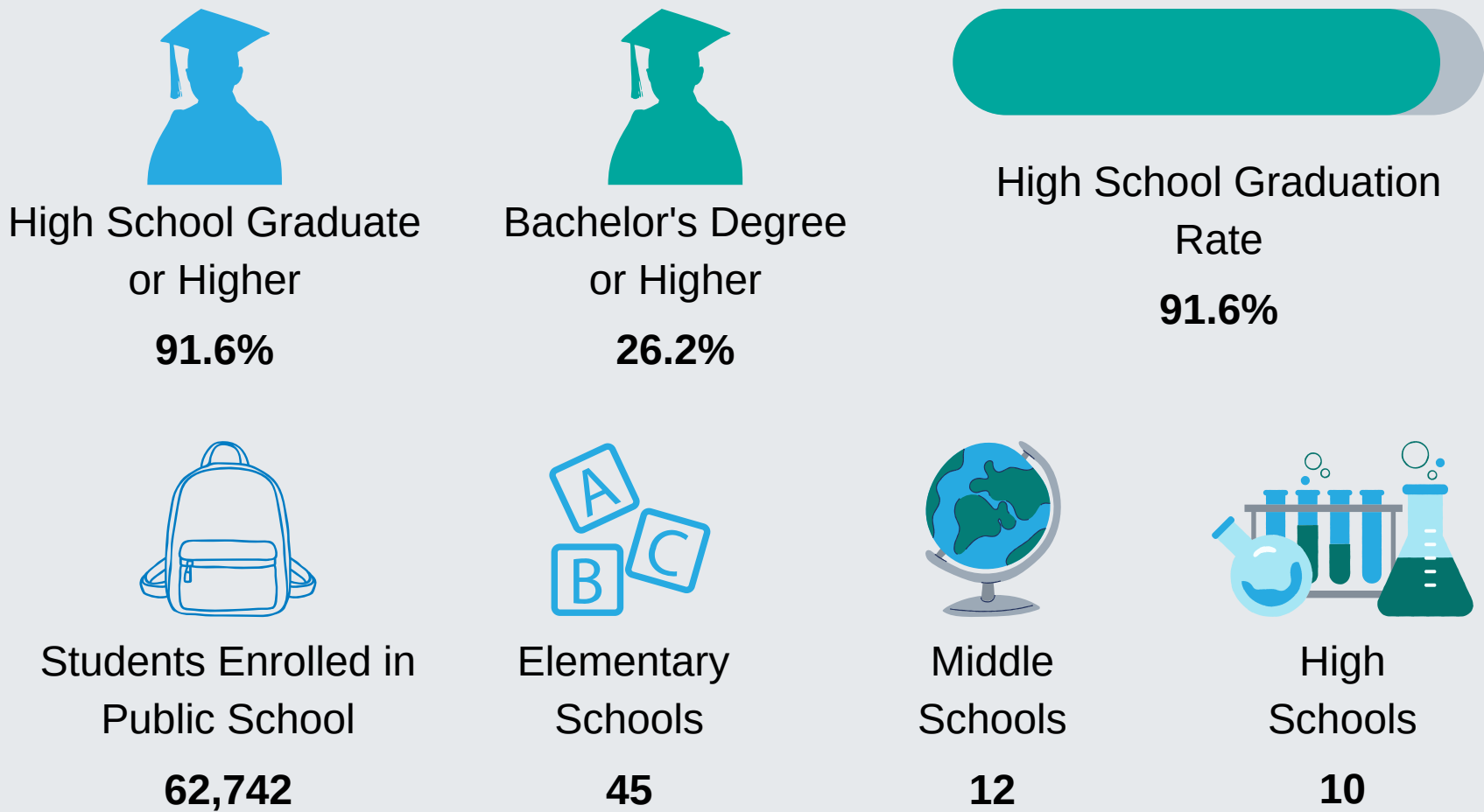
Health Insurance Literacy

Health insurance literacy is the ability to understand, choose, manage, and efficiently utilize health insurance plans. Health insurance literacy is crucial to affordable and effective healthcare decisions and outcomes.

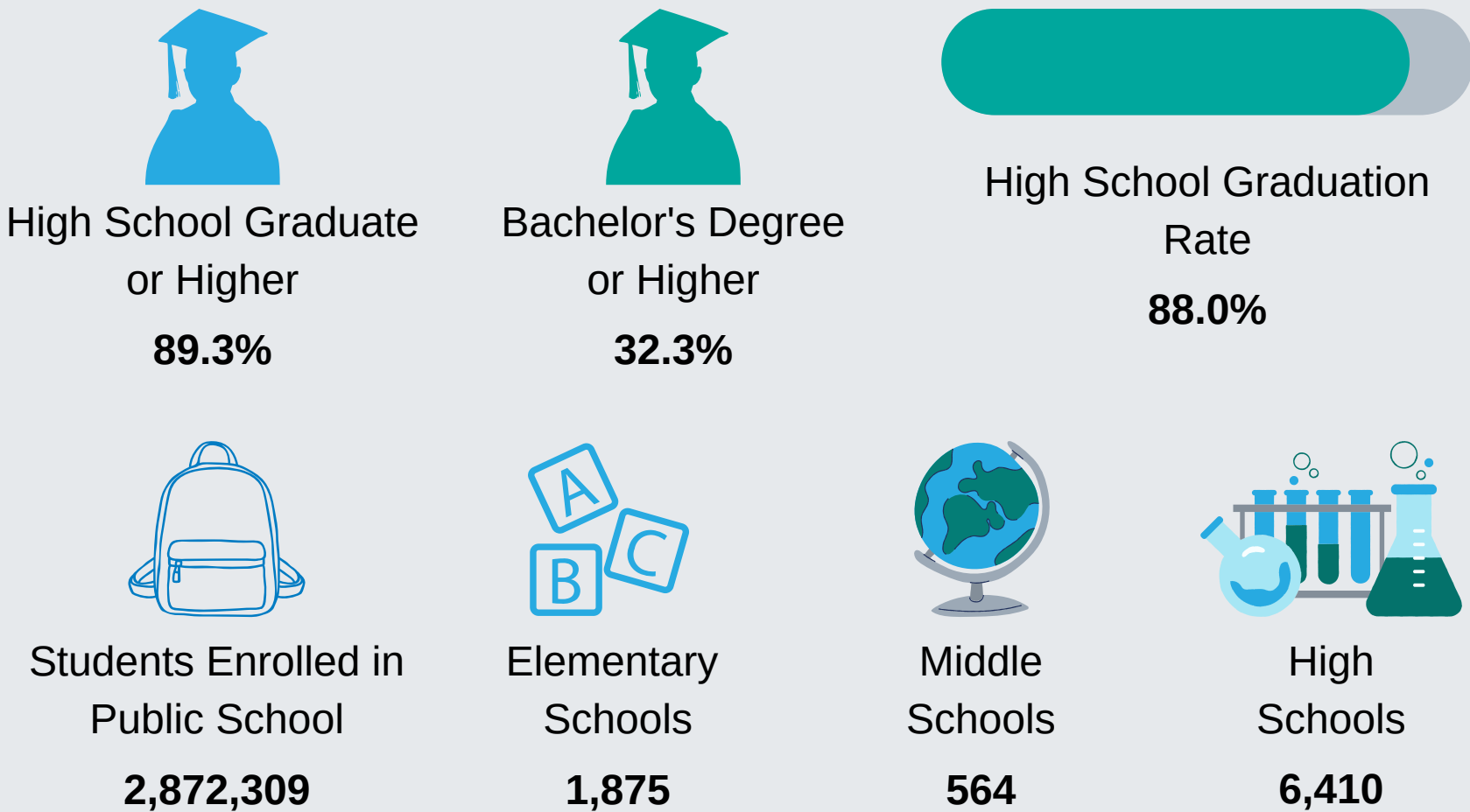
Digital Literacy

Digital literacy is the ability to use information and communication technologies to find, evaluate, create, and communicate information, requiring both cognitive and technical skills.

Volusia County



Florida



HEALTHCARE ACCESS & QUALITY

Volusia County

Licensed Providers



1,094

Medical Doctors
(MDs, Physicians)



102

Family Practice
Physicians



35

Pediatricians



242

Physician
Assistants



171

Internal Medicine
Physicians



884

Advanced Practice
Registered Nurses



38

OBGYNs



912

Paramedics



241

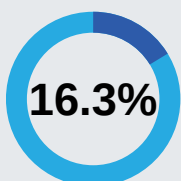
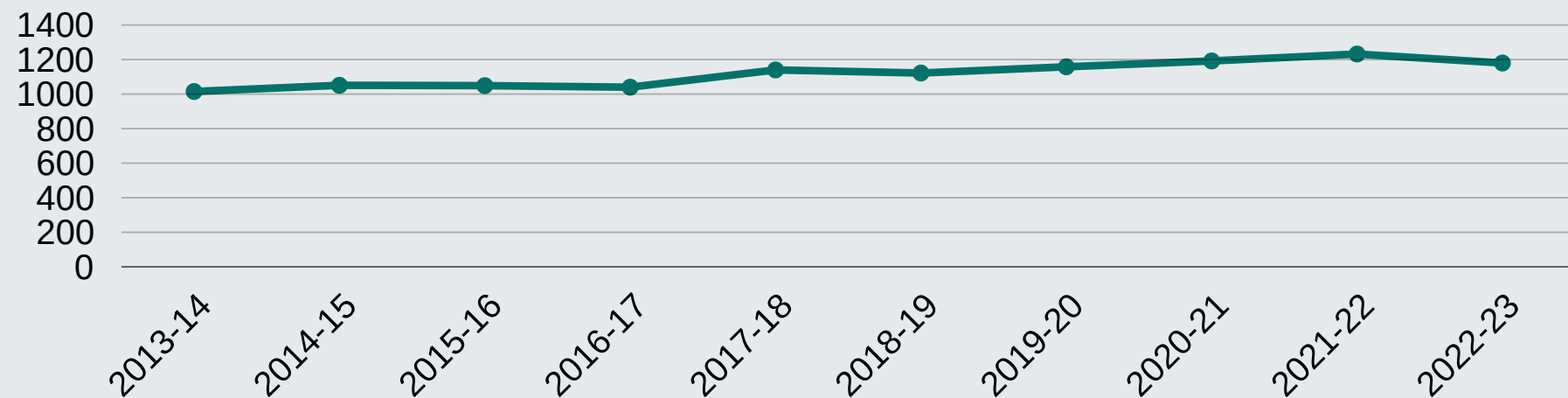
Dentists
(DMD, DDS)



358

Dental
Hygienists

Number of Practicing Physicians



16.3% increase in the number of practicing physicians from 2014-15 to 2022-23

Florida

Licensed Providers



59,266

Medical Doctors
(MDs, Physicians)



3,009

Family Practice
Physicians



3,746

Pediatricians



11,576

Physician
Assistants



10,489

Internal Medicine
Physicians



43,134

Advanced Practice
Registered Nurses



1,958

OBGYNs



32,981

Paramedics



13,955

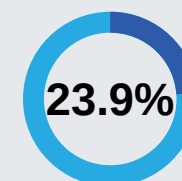
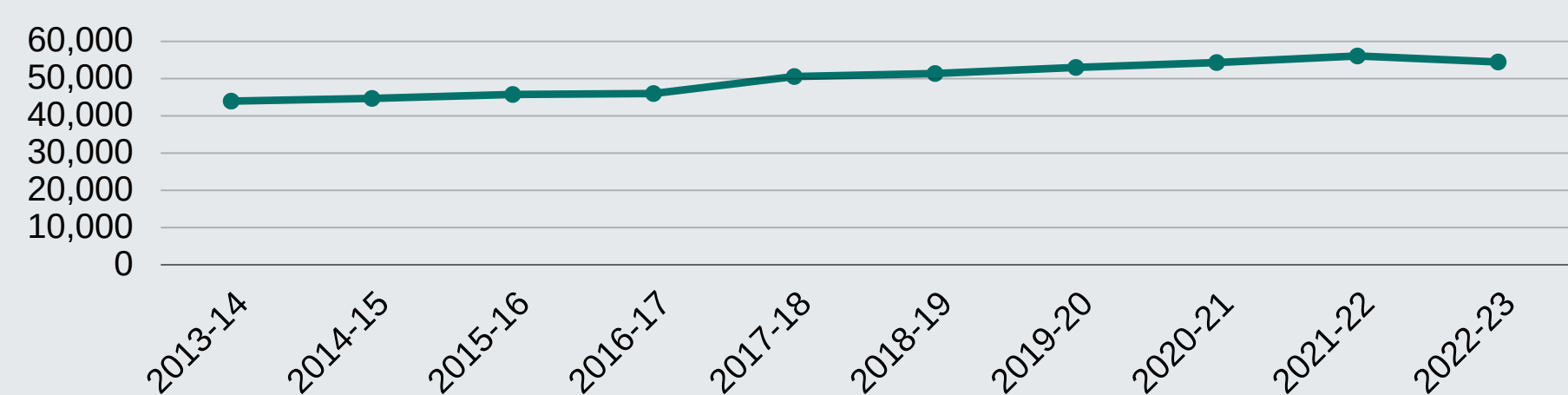
Dentists
(DMD, DDS)



14,983

Dental
Hygienists

Number of Practicing Physicians




23.9% increase in the number of practicing physicians from 2014-15 to 2022-23


HEALTHCARE ACCESS & QUALITY

Volusia County

Licensed Mental Health Professionals

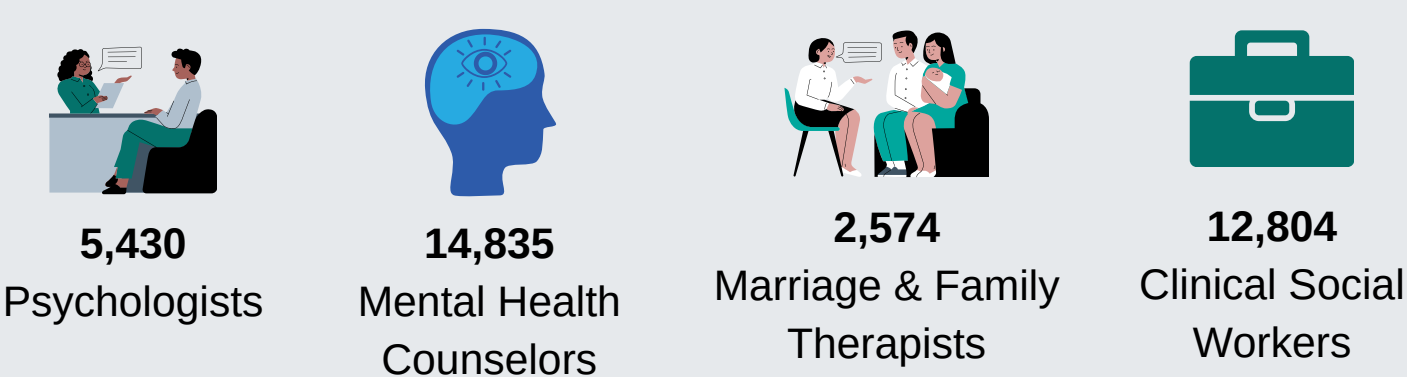


Hospital Beds

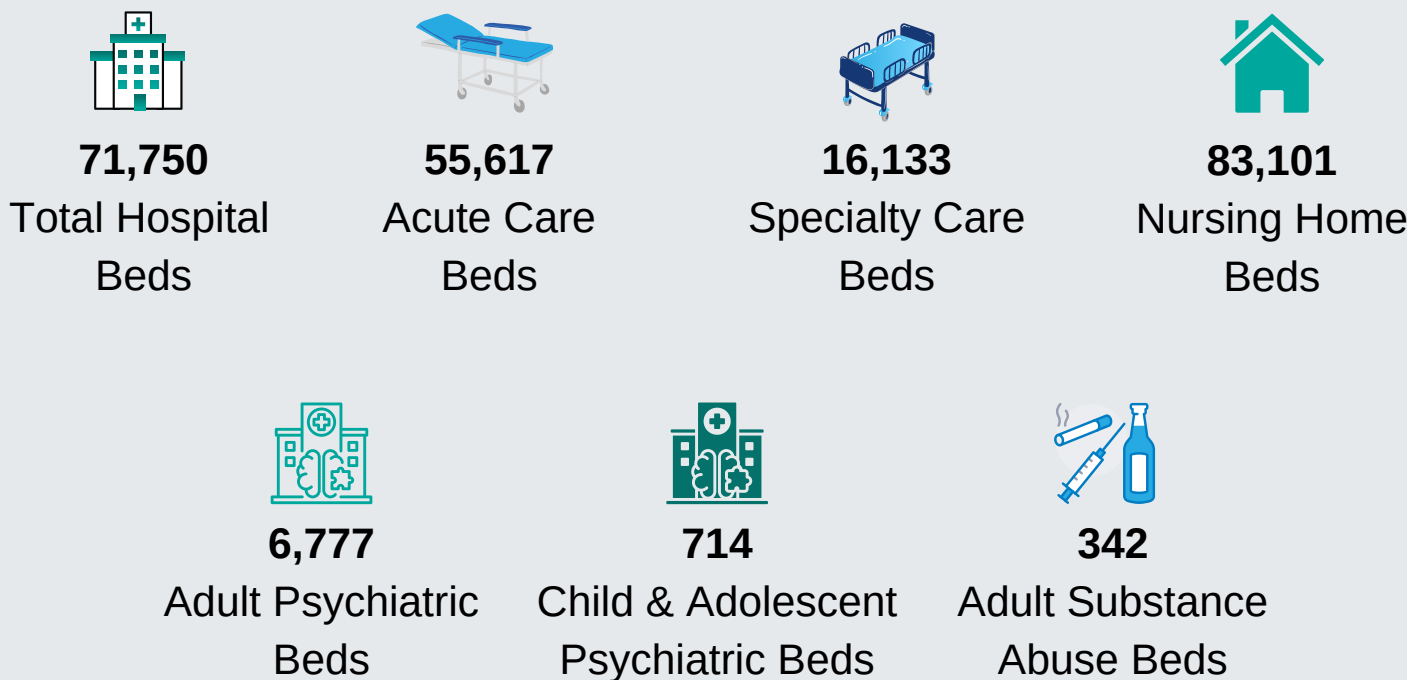


Florida

Licensed Mental Health Professionals



Hospital Beds






HEALTHCARE ACCESS & QUALITY

Health Insurance Coverage

	Volusia County		Florida	
	Estimate	Percent	Estimate	Percent
Total Population	551,216	-	21,300,363	-
With health insurance coverage	487,464	88.4%	18,679,638	87.7%
With private health insurance	349,746	63.4%	13,487,799	63.3%
With public coverage	226,508	41.1%	7,838,740	36.8%
No health insurance coverage	63,752	11.6%	2,620,725	12.3%

Health Professional Shortage Area (HPSA)









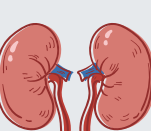

	Designation Status	Designation Type
 <div>Primary Health Professional Shortage</div>	Yes	Low Income Migrant Farmworker Population, Correctional Facility, Federally Qualified Health Center
 <div>Dental Health Professional Shortage</div>	Yes	Low Income Migrant Farmworker Population, Correctional Facility, Federally Qualified Health Center
 <div>Mental Health Professional Shortage</div>	Yes	Low Income Population, Correctional Facility, Federally Qualified Health Center

Medically Underserved Area (MUA)










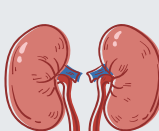
MUA	Service Area Name	Designation Type
07094	Volusia County	Medically Underserved Area

LEADING CAUSES OF DEATH




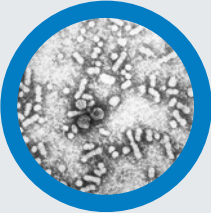
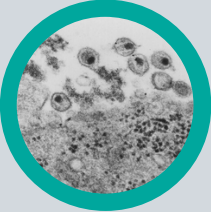
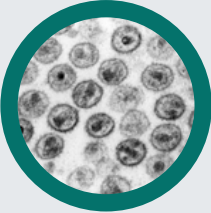
Volusia County

		Number of Deaths	Percent of Deaths
	HEART DISEASE	1,862	22.51%
	CANCER	1,519	18.37%
	UNINTENTIONAL INJURY	666	8.05%
	STROKE	578	6.99%
	CHRONIC LOWER RESPIRATORY DISEASE	500	6.05%
	COVID-19	351	4.24%
	DIABETES	264	3.19%
	ALZHEIMER'S DISEASE	232	2.80%
	NEPHRITIS, NEPHROTIC SYNDROME, & NEPHROSIS	167	2.02%
	CHRONIC LIVER DISEASE AND CIRRHOSIS	154	1.86%

Florida

		Number of Deaths	Percent of Deaths
	HEART DISEASE	49,836	20.86%
	CANCER	46,978	19.66%
	UNINTENTIONAL INJURY	17,123	7.17%
	STROKE	16,372	6.85%
	COVID-19	12,158	5.09%
	CHRONIC LOWER RESPIRATORY DISEASE	11,167	4.67%
	DIABETES	7,550	3.16%
	ALZHEIMER'S DISEASE	6,397	2.68%
	CHRONIC LIVER DISEASE AND CIRRHOSIS	3,846	1.61%
	NEPHRITIS, NEPHROTIC SYNDROME, & NEPHROSIS	3,819	1.60%

INFECTIOUS DISEASES

		Volusia County	Florida
	Chlamydia is a common sexually transmitted infection (STI) caused by bacteria. Chlamydia affects mostly young women, but it can occur in both men and women and in all age groups.	2,061 Cases	106,873 Cases
	COVID-19 is the disease caused by SARS-CoV-2, the coronavirus that emerged in December 2019. It was declared a pandemic on March 11, 2020 and cases continue to occur. The coronavirus can be spread from person to person and the best way to protect yourself is to get vaccinated and boosted when you are eligible, follow testing guidelines, wear a mask, wash your hands and practice physical distancing.	12,721 Cases	582,946 Cases
	Infectious Syphilis is a bacterial infection usually spread by sexual contact. The disease starts as a painless sore — typically on the genitals, rectum or mouth. Syphilis spreads from person to person via skin or mucous membrane contact with these sores.	109 Cases	4,618 Cases
	Hepatitis B (chronic) is a serious liver infection caused by the hepatitis B virus (HBV). For some people, hepatitis B infection becomes chronic, meaning it lasts more than six months. Having chronic hepatitis B increases your risk of developing liver failure, liver cancer or cirrhosis — a condition that permanently scars the liver.	130 Cases	12,518 Cases
	HIV is a sexually transmitted infection (STI). It can also be spread by contact with infected blood and from illicit injection drug use or sharing needles. It can also be spread from mother to child during pregnancy, childbirth or breastfeeding.	76 Cases	4,606 Cases
	Acquired Immunodeficiency Syndrome (AIDS) is a chronic, potentially life-threatening condition caused by the human immunodeficiency virus (HIV). By damaging your immune system, HIV interferes with your body's ability to fight infection and disease.	33 Cases	1,983 Cases

MATERNAL & CHILD HEALTH

Volusia County




Total Births
5,049



Births to Teen Mothers
15 - 19
242



Births to Mothers 36+
665



C-Section Births
1,699



Mothers who Initiated
Breastfeeding
4,224



Births to Mothers who
Smoked during
Pregnancy
169

Florida



Total Births
224,403



Births to Teen Mothers
15-19
8,138



Births to Mothers 36+
38,176



C-Section Births
80,508



Mothers who Initiated
Breastfeeding
194,654



Births to Mothers who
Smoked during
Pregnancy
5,186

	Volusia County	Florida
	Estimate	Estimate
Maternal Deaths	1	34
Infant Deaths	29	1,346
White Infant Deaths	16	690
Black Infant Deaths	11	538
Hispanic Infant Deaths	6	371
Non-Hispanic Infant Deaths	23	923
Sudden Unexpected Infant Deaths (SUID)	9	217

SOCIAL & COMMUNITY CONTEXT

Volusia County



Suicide Deaths
97



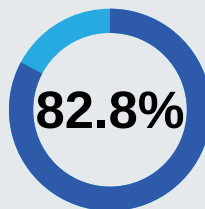
Overdose Deaths
354



Hospitalizations for
Non-Fatal Self-Harm
Injuries
203



Hospitalizations for
Mental and Behavioral
Health Disorders
5,344




Adults with Good
Mental Health



Adults who Engage in
Heavy or Binge Drinking
19.6%



Substance Abuse Program
Enrollees
206 Children
1,980 Adults



Total Index Crimes
3,087

*5.9% decrease from
2021 to 2022

Crimes	Count
Murder	46
Rape	51
Robbery	188
Aggravated Assault	804
Burglary	699
Larceny	1,021
Motor Vehicle Theft	278

Florida



Suicide Deaths
3,445



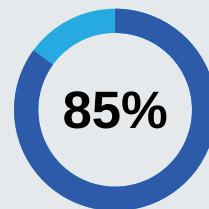
Overdose Deaths
7,769



Hospitalizations for
Non-Fatal Self-Harm
Injuries
7,772



Hospitalizations for
Mental and Behavioral
Health Disorders
392,696



Adults with Good
Mental Health



Adults who Engage in
Heavy or Binge Drinking
18.0%



Substance Abuse Program
Enrollees
11,149 Children
66,091 Adults



Total Index Crimes
107,603

*8.0% increase from
2021 to 2022

Crimes	Count
Murder	2,295
Rape	2,296
Robbery	6,176
Aggravated Assault	22,865
Burglary	20,951
Larceny	42,658
Motor Vehicle Theft	10,362