


OUR VISION:


Northeast Florida will become the healthiest region in the state through evidence-based assessment, data, and planning.



Health Planning
Council OF NORTHEAST
FLORIDA

 hpcnef.org

 4201 Baymeadows Road, Suite 2
Jacksonville, Florida 32217

 (904) 448-4300

COUNTY DEMOGRAPHICS

Population

Nassau County



94,653

0.4% of Florida
Population

Florida



21,928,881

Data Source: U.S. Census Bureau, 2019-2023 American Community Survey 5-Year Estimates, DP05

Age Groups

Nassau County



Estimate

18,521

Percent

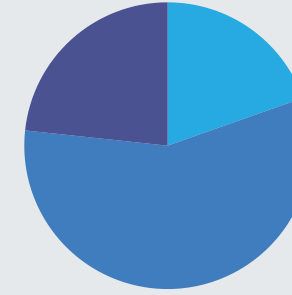
19.6%

54,035

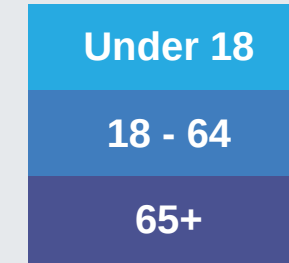
57.1%

22,097

23.3%



Florida



Estimate

4,305,366

Percent

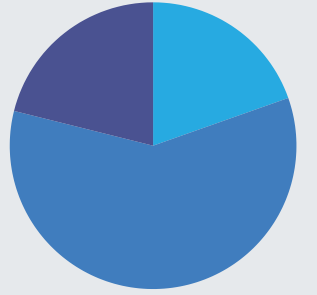
19.6%

12,992,782

59.3%

4,630,733

21.1%



Data Source: U.S. Census Bureau, 2019-2023 American Community Survey 5-Year Estimates, S0101

Gender

Nassau County



50.4%

47,743 Females



49.6%

46,910 Males

Florida



50.9%

11,155,261 Females



49.1%

10,773,620 Males

Data Source: U.S. Census Bureau, 2019-2023 American Community Survey 5-Year Estimates, DP05

Race / Ethnicity

Nassau County

Florida

	Estimate	Percent	Estimate	Percent
One Race	89,748	94.8%	18,431,089	84.0%
White	81,326	85.9%	13,136,701	59.9%
Black or African American	5,250	5.5%	3,363,769	15.3%
American Indian & Alaskan Native	264	0.3%	66,779	0.3%
Asian	1,212	1.3%	628,137	2.9%
Native Hawaiian & Other Pacific Islander	27	0.0%	13,136	0.1%
Some other race	1,669	1.8%	1,222,567	5.6%
Two or more races	4,905	5.2%	3,497,792	16.0%
Hispanic or Latino (of any race)	5,052	5.3%	5,865,737	26.7%

Data Source: U.S. Census Bureau, 2019-2023 American Community Survey 5-Year Estimates, DP05

COUNTY DEMOGRAPHICS

Nassau County



Individuals with Disabilities
15,734



Individuals with Hearing Disabilities
5,480



Individuals with Vision Disabilities
4,381



Individuals with Cognitive Disabilities
4,618



Individuals with an Ambulatory Difficulty
6,805



Individuals with a Self-Care Difficulty
2,376



Individuals with an Independent Living Difficulty
4,131



Veterans
8,787

Florida



Individuals with Disabilities
2,924,178



Individuals with Hearing Disabilities
824,233



Individuals with Vision Disabilities
545,288



Individuals with Cognitive Disabilities
1,093,165



Individuals with an Ambulatory Difficulty
1,484,665



Individuals with a Self-Care Difficulty
534,627



Individuals with an Independent Living Difficulty
1,004,594



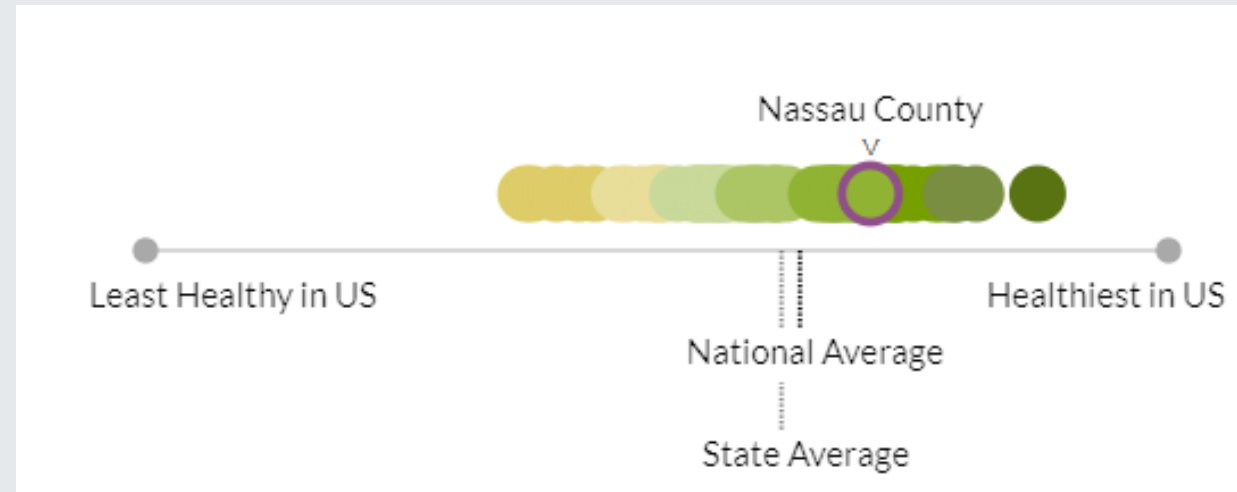
Veterans
1,347,330

COUNTY HEALTH RANKINGS, NASSAU COUNTY, 2025

Population Health and Well-Being: 16th out of 67 counties

*improved from 2024

Population Health and Well-Being tells us how long people live on average within a community, and how much physical and mental health people experience in a community while they are alive. Population Health and Well-Being includes quality of life and length of life.

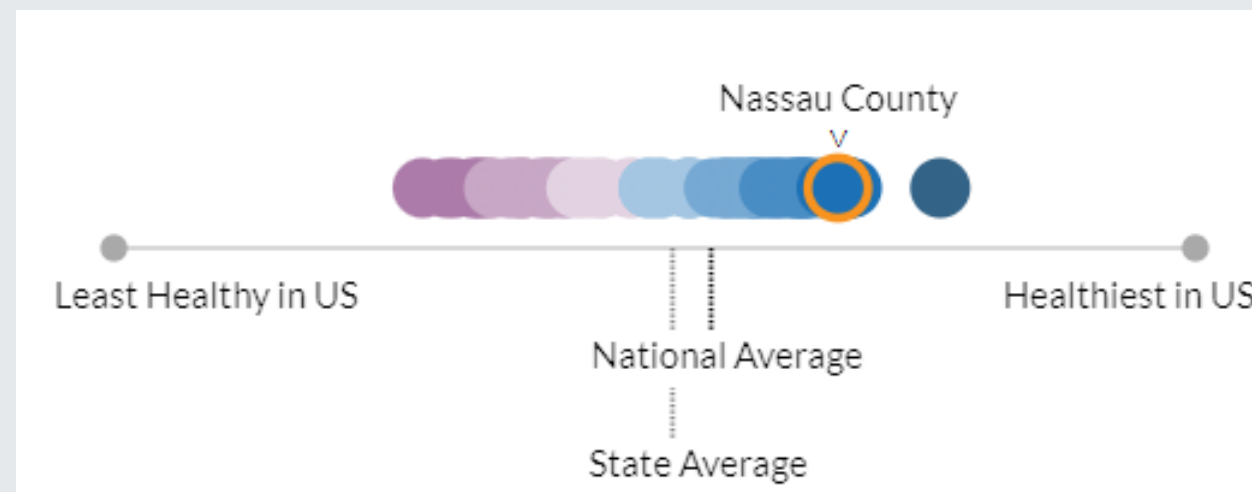


Nassau County is faring slightly better than the average county in Florida for Population Health and Well-being, and slightly better than the average county in the nation.

Community Conditions: 5th out of 67 counties

*same as 2024

Community Conditions represent those things we can improve to live longer and healthier lives. Community Conditions include health infrastructure, physical environment, and social and economic factors.



Nassau County is faring better than the average county in Florida for Community Conditions, and better than the average county in the nation.

Areas of Strength: rate of uninsured population, broadband access, high school completion, child care cost burden

Opportunities for Improvement: access to exercise opportunities, excessive drinking, drug overdose deaths

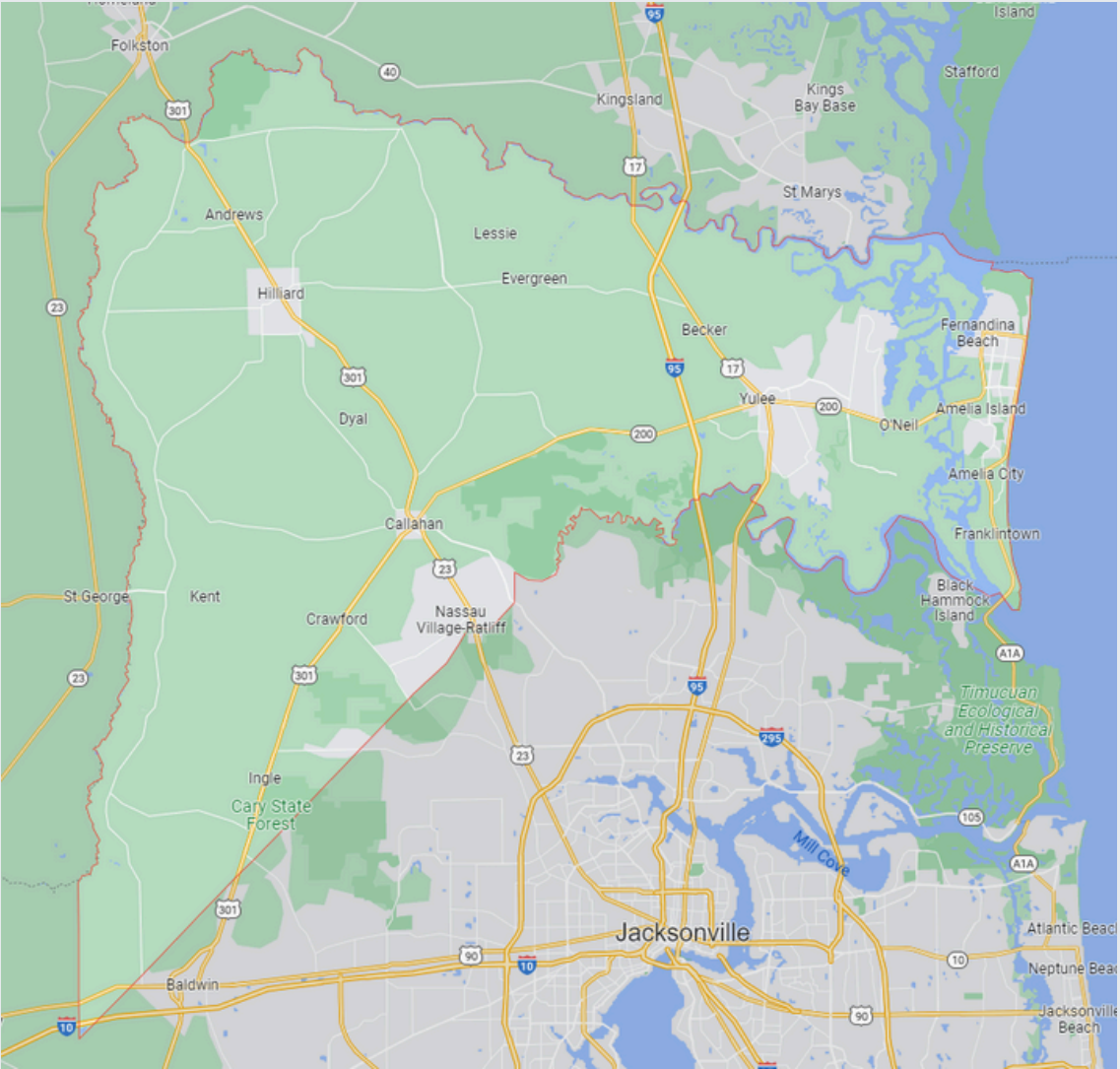
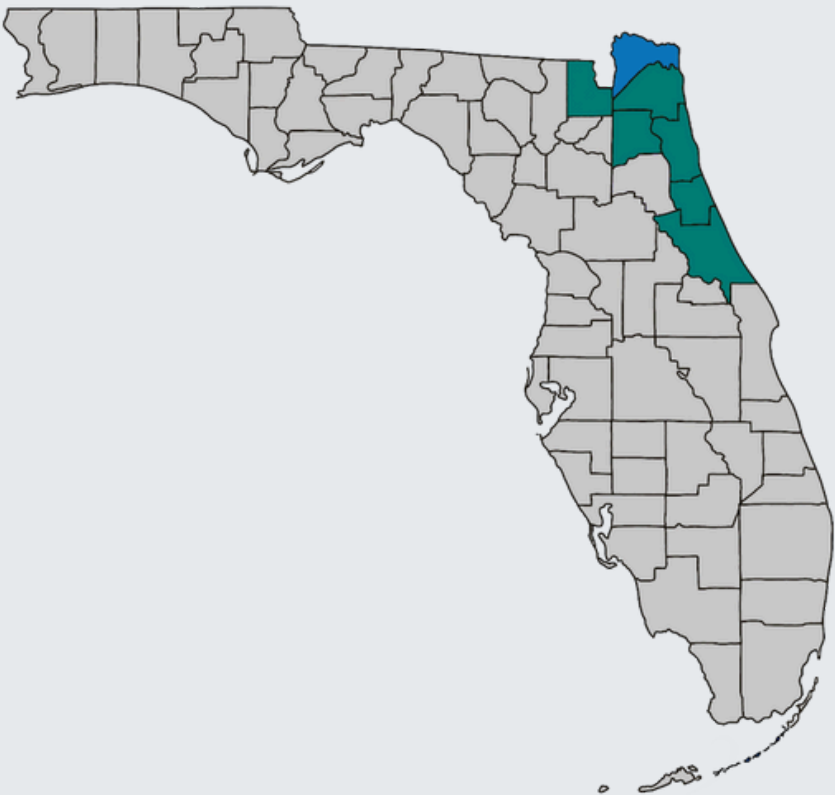
Data Note: County rankings for health outcomes and health factors were determined by analyzing the national z-scores provided on the County Health Rankings & Roadmaps website. A lower z-score correlated with a higher ranking, while a higher z-score correlated with a lower ranking.

Data Source: Robert Wood Johnson Foundation (2025); retrieved from County Health Rankings and Roadmaps

NEIGHBORHOOD & BUILT ENVIRONMENT

Geography and Governance

Nassau County encompasses approximately 649 square miles of the northeast region of the state. Nassau County borders the Atlantic Ocean to the east, Duval County, FL to the south, Baker County, FL to the southwest, Charlton County, GA to the west, and Camden County, GA to the north. The county seat is Fernandina Beach, and a Board of County Commissioners serves as the governing authority. Five members representing the five-county districts make up the board and are elected at large for staggered four-year terms. Amelia Island's resorts and beaches serve as an attraction for tourism. In contrast, the Port of Fernandina is a gateway for international business throughout the county and the southeast United States.



Total Households
38,112



Median Gross Rent
\$1,335



Total Affordable Housing Units
263



Total Homeless
55



Percentage of Sidewalks with Barriers
36%



Total Miles of Bike Lanes
99



People Living Within 1/2 Mile of a Healthy Food Source
6.4%



Nearby State Parks
4



People Living Within 1/2 Mile of a Park
18.7%

Data Sources: U.S. Census Bureau, 2019-2023 American Community Survey 5-Year Estimates, DP03; U.S. Census Bureau, 2019-2023 American Community Survey 5-Year Estimates, DP04; Florida Department of Elder Affairs Profile of Older Adults, 2024; Florida Department of Environmental Protection, 2023; Florida Environmental Public Health Tracking, 2022; Florida Department of Children and Families, 2022; FL Health Charts Homeless Estimate, 2024

NEIGHBORHOOD & BUILT ENVIRONMENT

Social Vulnerability Index (SVI)

Social vulnerability is a set of factors such as poverty, lack of access to transportation, and crowded housing that may weaken a community's ability to prevent human suffering and financial loss in a disaster. An area receives a Social Vulnerability Index Score (SVI) from 0 to 1.0 in which 0 is the lowest vulnerability and 1.0 is the highest vulnerable population.

Socioeconomic status (below 150% poverty, unemployed, housing cost burden, no high school diploma, no health insurance)

Household characteristics (aged 65 or older, aged 17 or younger, civilian with a disability, single-parent households, English language proficiency)

Racial and ethnic minority status (Hispanic or Latino (of any race); Black and African American, Not Hispanic or Latino; American Indian and Alaska Native, Not Hispanic or Latino; Asian, Not Hispanic or Latino; Native Hawaiian and Other Pacific Islander, Not Hispanic or Latino; Two or More Races, Not Hispanic or Latino; Other Races, Not Hispanic or Latino)

Housing type & transportation (multi-unit structures, mobile homes, crowding, no vehicle, group quarters)

Nassau County SVI	
Factor	Score
Overall SVI	0.2539
Socioeconomic Status	0.2278
Household Characteristics	0.4076
Racial and Ethnic Minority Status	0.4273
Housing Type and Transportation	0.2724

Nassau County's overall SVI rate is 0.2539, which indicates a low to medium level of vulnerability compared to other communities. This means that Nassau County is less likely to experience negative outcomes during emergencies, disasters, or disease outbreaks. When considering thematic SVI, the Racial and Ethnic Minority Status factor has the highest SVI (0.4273), and the Socioeconomic Status factor (0.2278) has the lowest.

Data Source: Centers for Disease Control and Prevention | Agency for Toxic Substances and Disease Registry | Social Vulnerability Index, 2022

ECONOMIC STABILITY


Nassau County




Per Capita Income
\$46,463



Median Household
Income
\$88,900



Unemployment Rate
4.0%



Population 16+ in Labor Force **57.2%**



Social Security Benefit
Recipients (Age 65+)
21,520



Individuals Below
Poverty Level
8,659



Children in Foster
Care
65

Florida



Per Capita Income
\$41,055



Median Household
Income
\$71,711



Unemployment Rate
4.8%



Population 16+ in Labor Force **59.6%**



Social Security Benefit
Recipients (Age 65+)
4,039,355



Individuals Below
Poverty Level
2,707,698



Children in Foster
Care
20,627

EDUCATION ACCESS & QUALITY

Health Literacy

Health literacy is the degree to which individuals can obtain, process, and understand basic health information. Low health literacy is linked to poor health, higher rates of chronic disease, and higher mortality rates.

Health Insurance Literacy

Health insurance literacy is the ability to understand, choose, manage, and efficiently utilize health insurance plans. Health insurance literacy is crucial to affordable and effective healthcare decisions and outcomes.

Digital Literacy

Digital literacy is the ability to use information and communication technologies to find, evaluate, create, and communicate information, requiring both cognitive and technical skills.


Nassau County



High School Graduate or Higher
92.3%



Bachelor's Degree or Higher
34.5%



High School Graduation Rate
91.0%




Students Enrolled in Public School
12,575



Elementary Schools
9



Middle Schools
3



High Schools
4


Florida



High School Graduate or Higher
89.6%




Bachelor's Degree or Higher
33.2%



High School Graduation Rate
88.0%



Students Enrolled in Public School
2,859,655



Elementary Schools
1,870



Middle Schools
561

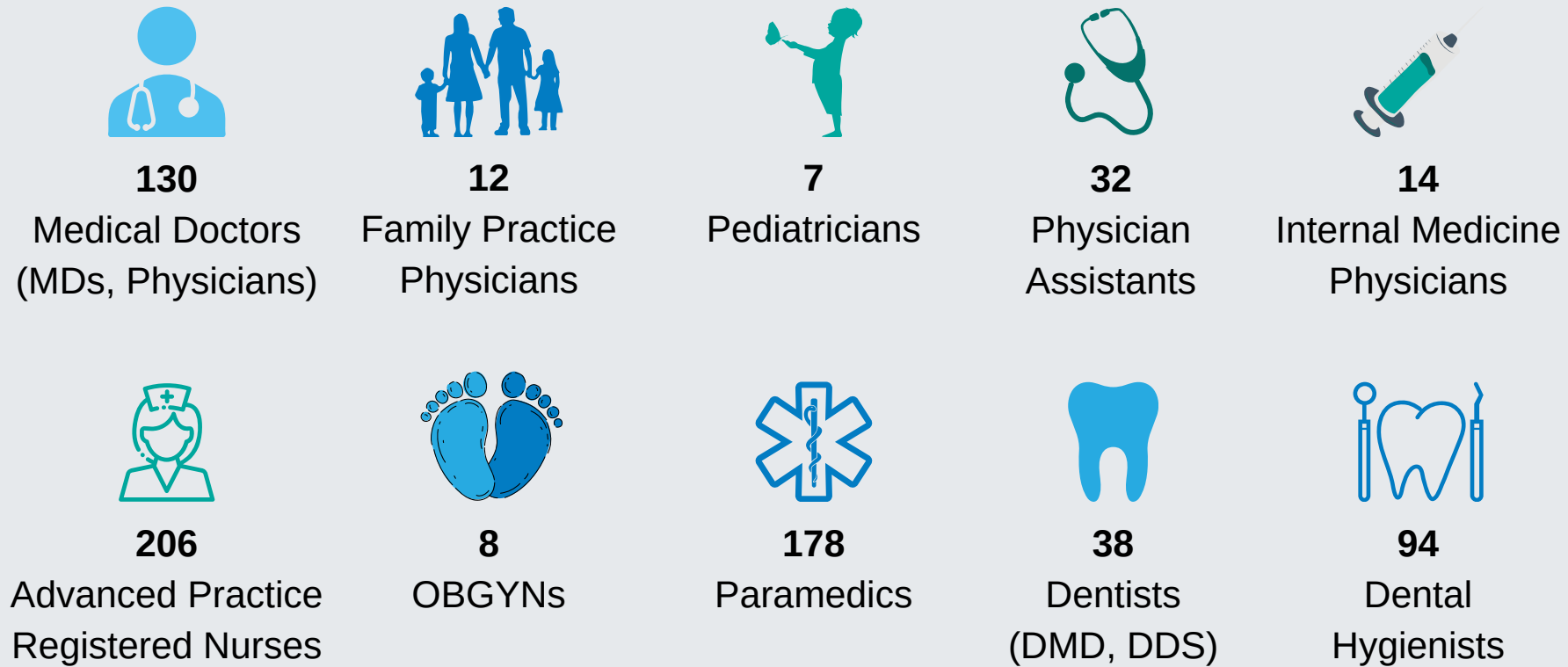


High Schools
633

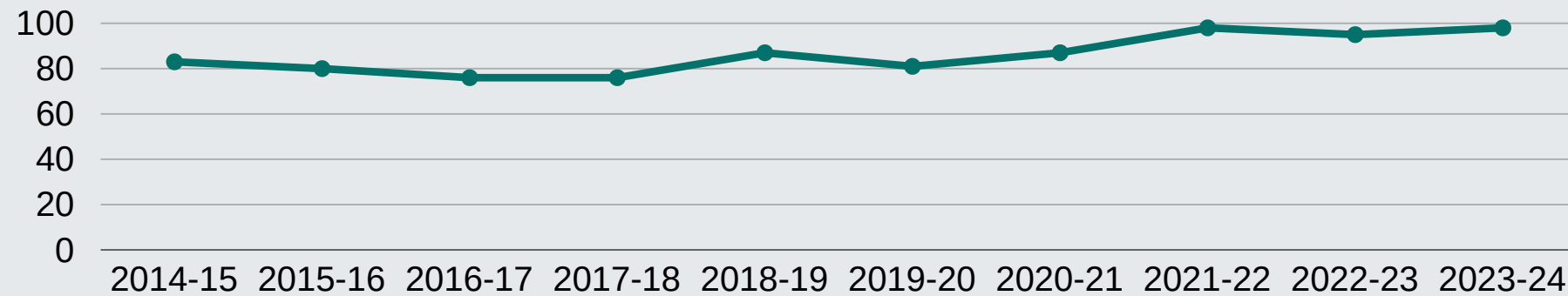
HEALTHCARE ACCESS & QUALITY

Nassau County

Licensed Providers



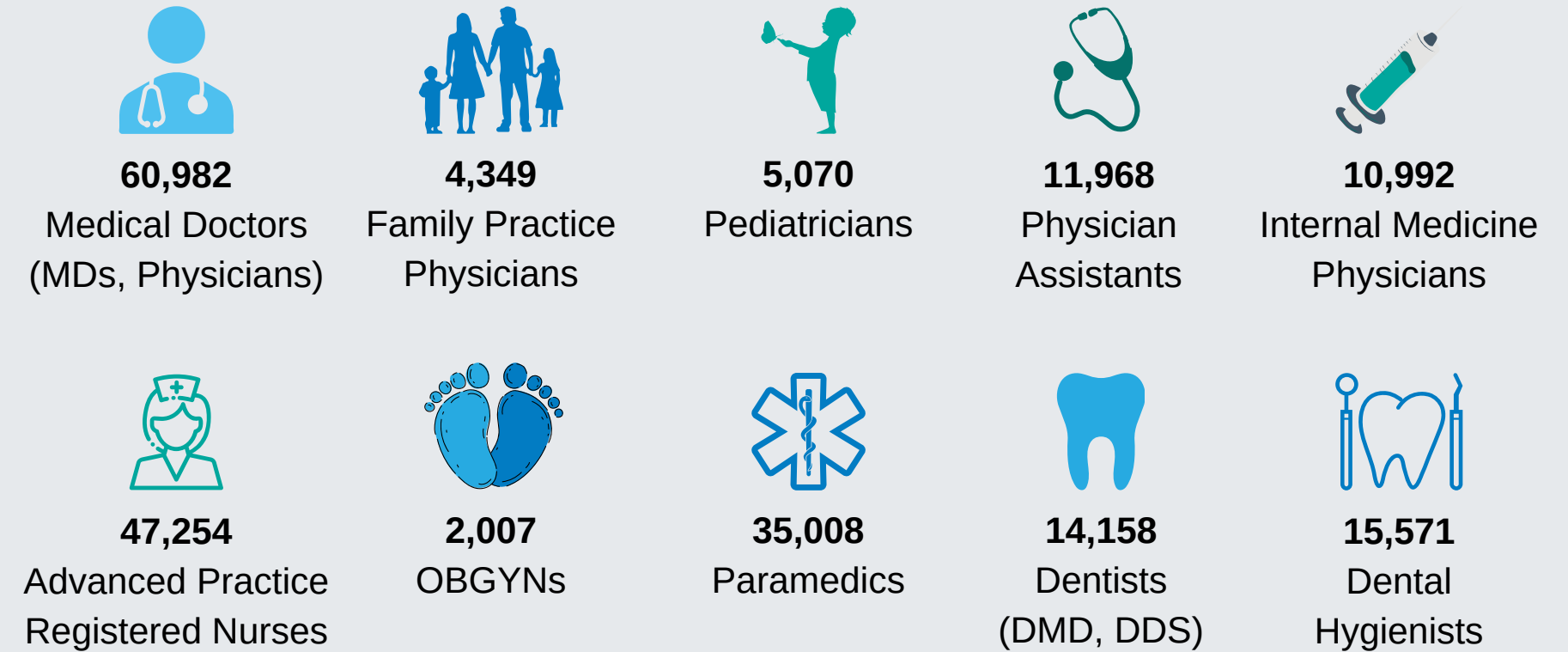
Number of Practicing Physicians



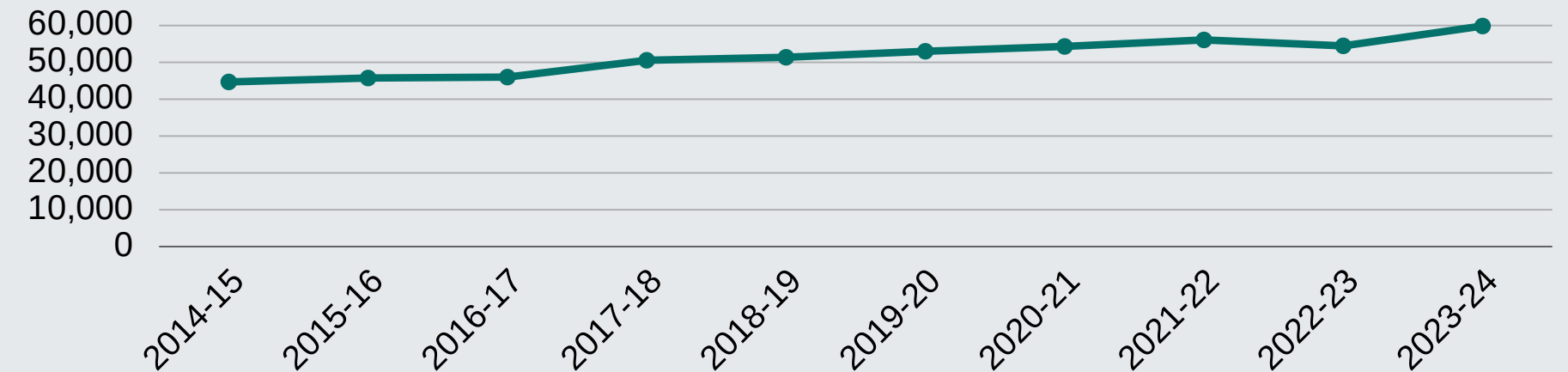
18.1% increase in the number of practicing physicians from 2014-15 to 2023-24

Florida

Licensed Providers



Number of Practicing Physicians



34% increase in the number of practicing physicians from 2014-15 to 2023-24

HEALTHCARE ACCESS & QUALITY

Nassau County

Licensed Mental Health Professionals



24

Psychologists



60

Mental Health
Counselors



12

Marriage & Family
Therapists



54

Clinical Social
Workers

Hospital Beds



62

Total Hospital
Beds



62

Acute Care
Beds



0

Specialty Care
Beds



240

Nursing Home
Beds



0

Adult Psychiatric
Beds



0

Child & Adolescent
Psychiatric Beds



0

Adult Substance
Abuse Beds

Florida

Licensed Mental Health Professionals



5,433

Psychologists



16,187

Mental Health
Counselors



2,791

Marriage & Family
Therapists



13,935

Clinical Social
Workers

Hospital Beds



69,826

Total Hospital
Beds



56,027

Acute Care
Beds



13,799

Specialty Care
Beds



82,426

Nursing Home
Beds



4,154

Adult Psychiatric
Beds



714

Child & Adolescent
Psychiatric Beds



282




Adult Substance
Abuse Beds

HEALTHCARE ACCESS & QUALITY

Health Insurance Coverage

	Nassau County		Florida	
	Estimate	Percent	Estimate	Percent
Total Population	93,308	-	21,591,588	-
With health insurance coverage	86,278	92.5%	19,021,878	88.1%
With private health insurance	65,618	70.3%	13,714,412	63.5%
With public coverage	35,671	38.2%	7,985,837	37.0%
No health insurance coverage	7,030	7.5%	2,569,710	11.9%

Health Professional Shortage Area (HPSA)









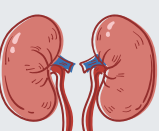

	Designation Status	Designation Type
 Primary Health Professional Shortage	Yes	Geographic HPSA
 Dental Health Professional Shortage	Yes	Geographic HPSA
 Mental Health Professional Shortage	Yes	High Needs Geographic HPSA

Medically Underserved Area (MUA)











MUA	Service Area Name	Designation Type
00536	Nassau County	Medically Underserved Area

LEADING CAUSES OF DEATH

Nassau County

	Number of Deaths	Percent of Deaths
 CANCER	239	22.17%
 HEART DISEASE	209	19.39%
 CHRONIC LOWER RESPIRATORY DISEASE	71	6.59%
 UNINTENTIONAL INJURY	69	6.40%
 STROKE	69	6.40%
 DIABETES	29	2.69%
 SEPTICEMIA	20	1.86%
 ALZHEIMER'S DISEASE	19	1.76%
 NEPHRITIS, NEPHROTIC SYNDROME, & NEPHROSIS	18	1.67%
 CHRONIC LIVER DISEASE AND CIRRHOSIS	18	1.67%

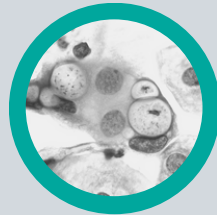
Florida

	Number of Deaths	Percent of Deaths
 HEART DISEASE	48,961	21.38%
 CANCER	47,088	20.56%
 STROKE	16,485	7.20%
 UNINTENTIONAL INJURY	16,435	7.18%
 CHRONIC LOWER RESPIRATORY DISEASE	11,214	4.90%
 DIABETES	7,288	3.18%
 ALZHEIMER'S DISEASE	5,974	2.61%
 COVID-19	3,645	1.59%
 SUICIDE	3,558	1.55%
 CHRONIC LIVER DISEASE AND CIRRHOSIS	3,529	1.54%

INFECTIOUS DISEASES

Nassau County

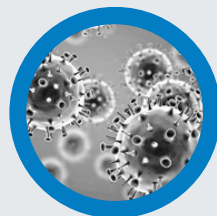
Florida



Chlamydia is a common sexually transmitted infection (STI) caused by bacteria. Chlamydia affects mostly young women, but it can occur in both men and women and in all age groups.

210 Cases

113,110 Cases



COVID-19 is the disease caused by SARS-CoV-2, the coronavirus that emerged in December 2019. It was declared a pandemic on March 11, 2020 and cases continue to occur. The coronavirus can be spread from person to person and the best way to protect yourself is to get vaccinated and boosted when you are eligible, follow testing guidelines, wear a mask, wash your hands and practice physical distancing.

2,047 Cases

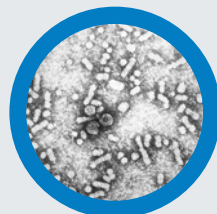
422,034 Cases



Infectious Syphilis is a bacterial infection usually spread by sexual contact. The disease starts as a painless sore — typically on the genitals, rectum or mouth. Syphilis spreads from person to person via skin or mucous membrane contact with these sores.

6 Cases

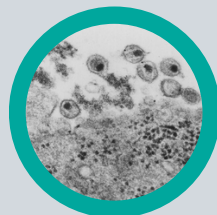
4,376 Cases



Hepatitis B (chronic) is a serious liver infection caused by the hepatitis B virus (HBV). For some people, hepatitis B infection becomes chronic, meaning it lasts more than six months. Having chronic hepatitis B increases your risk of developing liver failure, liver cancer or cirrhosis — a condition that permanently scars the liver.

33 Cases

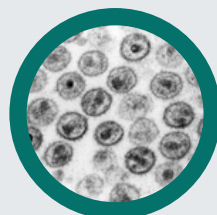
5,694 Cases



HIV is a sexually transmitted infection (STI). It can also be spread by contact with infected blood and from illicit injection drug use or sharing needles. It can also be spread from mother to child during pregnancy, childbirth or breastfeeding.

4 Cases

4,725 Cases



Acquired Immunodeficiency Syndrome (AIDS) is a chronic, potentially life-threatening condition caused by the human immunodeficiency virus (HIV). By damaging your immune system, HIV interferes with your body's ability to fight infection and disease.

3 Cases

1,981 Cases

MATERNAL & CHILD HEALTH

Nassau County




Total Births
898



Births to Teen Mothers
15 - 19
23



Births to Mothers 36+
121



C-Section Births
286



Mothers who Initiated
Breastfeeding
708



Births to Mothers who
Smoked during
Pregnancy
25

Florida




Total Births
221,413



Births to Teen Mothers
15-19
8,109



Births to Mothers 36+
38,934



C-Section Births
80,098



Mothers who Initiated
Breastfeeding
189,443



Births to Mothers who
Smoked during
Pregnancy
3,995

	Nassau County	Florida
	Estimate	Estimate
Maternal Deaths	0	41
Infant Deaths	7	1,339
White Infant Deaths	5	722
Black Infant Deaths	1	486
Hispanic Infant Deaths	2	403
Non-Hispanic Infant Deaths	5	899
Sudden Unexpected Infant Deaths (SUID)	0	179

SOCIAL & COMMUNITY CONTEXT

Nassau County



Suicide Deaths
9



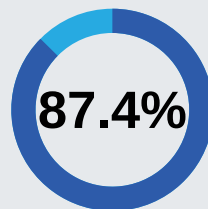
Overdose Deaths
18



Hospitalizations for
Non-Fatal Self-Harm
Injuries
38



Hospitalizations for
Mental and Behavioral
Health Disorders
629




Adults with Good
Mental Health



Adults who Engage in
Heavy or Binge Drinking
21.4%



Substance Abuse Program
Enrollees
14 Children
512 Adults



Total Index Crimes
335

*27.4% increase from
2022 to 2023

Crimes	Count
Murder	5
Rape	1
Robbery	4
Aggravated Assault	67
Burglary	55
Larceny	146
Motor Vehicle Theft	56

Florida



Suicide Deaths
3,558



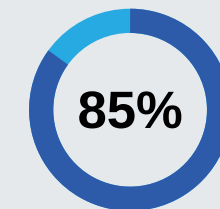
Overdose Deaths
7,220



Hospitalizations for
Non-Fatal Self-Harm
Injuries
7,677



Hospitalizations for
Mental and Behavioral
Health Disorders
210,140



Adults with Good
Mental Health



Adults who Engage in
Heavy or Binge Drinking
18.0%



Substance Abuse Program
Enrollees
10,977 Children
65,189 Adults



Total Index Crimes
114,918

*6.8% increase from
2022 to 2023

Crimes	Count
Murder	2,414
Rape	2,301
Robbery	6,443
Aggravated Assault	23,559
Burglary	21,832
Larceny	47,689
Motor Vehicle Theft	11,201