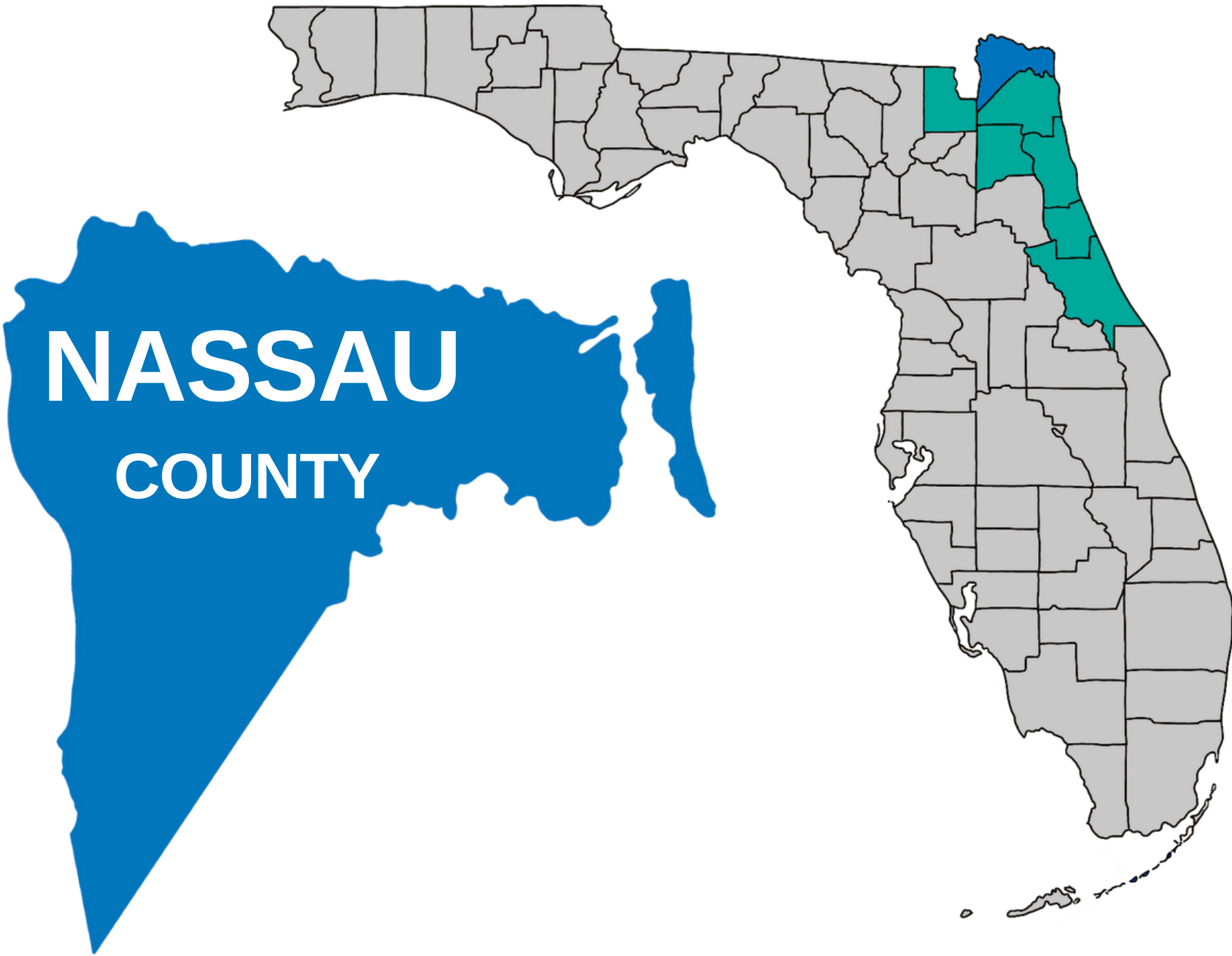




OUR VISION:

Northeast Florida will become the healthiest region in the state through evidence-based assessment, data, and planning.



Health Planning
Council OF NORTHEAST
FLORIDA



hpcnef.org



4201 Baymeadows Road, Suite 2
Jacksonville, Florida 32217



(904) 448-4300

COUNTY DEMOGRAPHICS

Population

Nassau County



91,538

0.4% of Florida
Population

Florida



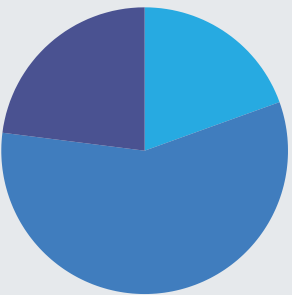
21,634,529

Data Source: U.S. Census Bureau, 2018-2022 American Community Survey 5-Year Estimates, DP05

Age Groups

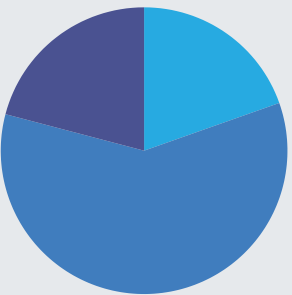
Nassau County

	Estimate	Percent
Under 18	17,888	19.5%
18 - 64	52,609	57.5%
65+	21,041	23.0%



Florida

	Estimate	Percent
Under 18	4,235,429	19.6%
18 - 64	12,878,453	59.5%
65+	4,520,647	20.9%



Data Source: U.S. Census Bureau, 2018-2022 American Community Survey 5-Year Estimates, S0101

Gender

Nassau County



50.5%

46,236 Females



49.5%

45,302 Males

Florida



50.8%

10,987,743 Females



49.2%

10,646,786 Males

Data Source: U.S. Census Bureau, 2018-2022 American Community Survey 5-Year Estimates, DP05

Race / Ethnicity

	Nassau County		Florida	
	Estimate	Percent	Estimate	Percent
One Race	87,630	95.7%	18,891,062	87.3%
White	80,013	87.4%	13,807,410	63.8%
Black or African American	5,013	5.5%	3,355,708	15.5%
American Indian & Alaskan Native	237	0.3%	59,197	0.3%
Asian	939	1.0%	609,990	2.8%
Native Hawaiian & Other Pacific Islander	28	0.0%	13,200	0.1%
Some other race	1,400	1.5%	1,045,557	4.8%
Two or more races	3,908	4.3%	2,743,467	12.7%
Hispanic or Latino (of any race)	4,579	5.0%	5,738,283	26.5%

Data Source: U.S. Census Bureau, 2018-2022 American Community Survey 5-Year Estimates, DP05

COUNTY DEMOGRAPHICS

Nassau County



Individuals with
Disabilities
15,736



Individuals with
Hearing Disabilities
5,535



Individuals with
Vision Disabilities
4,489



Individuals with
Cognitive Disabilities
4,295



Individuals with an
Ambulatory Difficulty
7,422



Individuals with
a Self-Care Difficulty
2,475



Individuals with an
Independent Living
Difficulty
4,104



Veterans
8,344

Florida



Individuals with
Disabilities
2,875,501



Individuals with
Hearing Disabilities
811,779



Individuals with
Vision Disabilities
539,298



Individuals with
Cognitive Disabilities
1,065,376



Individuals with an
Ambulatory Difficulty
1,478,924



Individuals with
a Self-Care Difficulty
536,019



Individuals with an
Independent Living
Difficulty
996,878



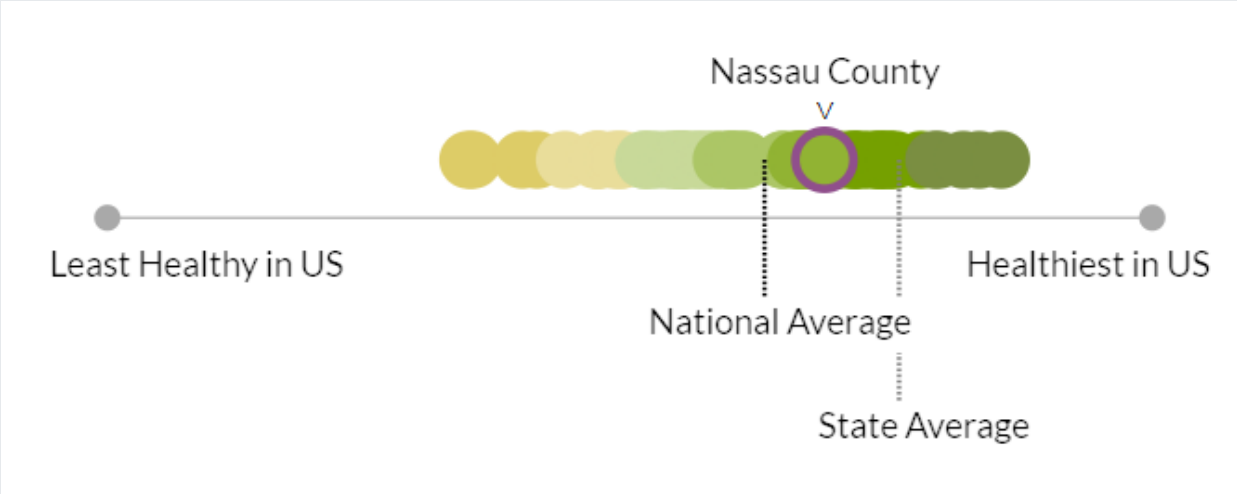
Veterans
1,369,719

COUNTY HEALTH RANKINGS, NASSAU COUNTY, 2024

Health Outcomes: 22nd out of 67 counties

*improved from 2023

Health Outcomes tell us how long people live on average within a community, and how much physical and mental health people experience in a community while they are alive. Health Outcomes includes quality of life and length of life.

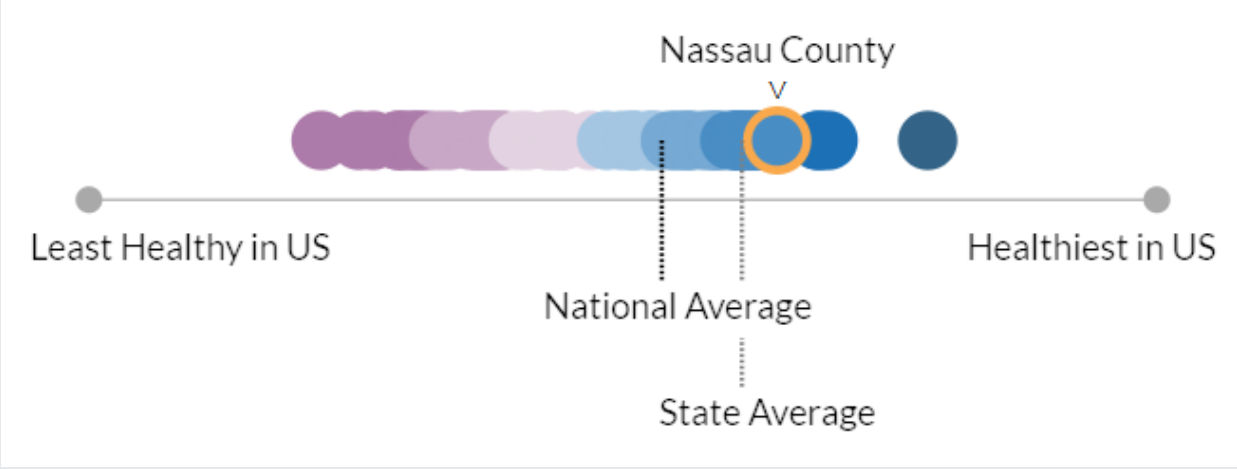


Nassau County is faring worse than the average county in Florida for Health Outcomes, and better than the average county in the nation.

Health Factors: 5th out of 67 counties

*improved from 2023

Health Factors represent those things we can improve to live longer and healthier lives. Health Factors include health behaviors, clinical care, social and economic factors, and the physical environment.



Nassau County is faring about the same as the average county in Florida for Health Factors, and better than the average county in the nation.

Areas of Strength: lower rate of physical inactivity, higher rate of mammography screening and flu vaccinations, higher rate of high school completion, and lower rate of children in poverty

Opportunities for Improvement: higher rates of adult smoking, adult obesity, and excessive drinking; higher ratio of primary care physicians per population

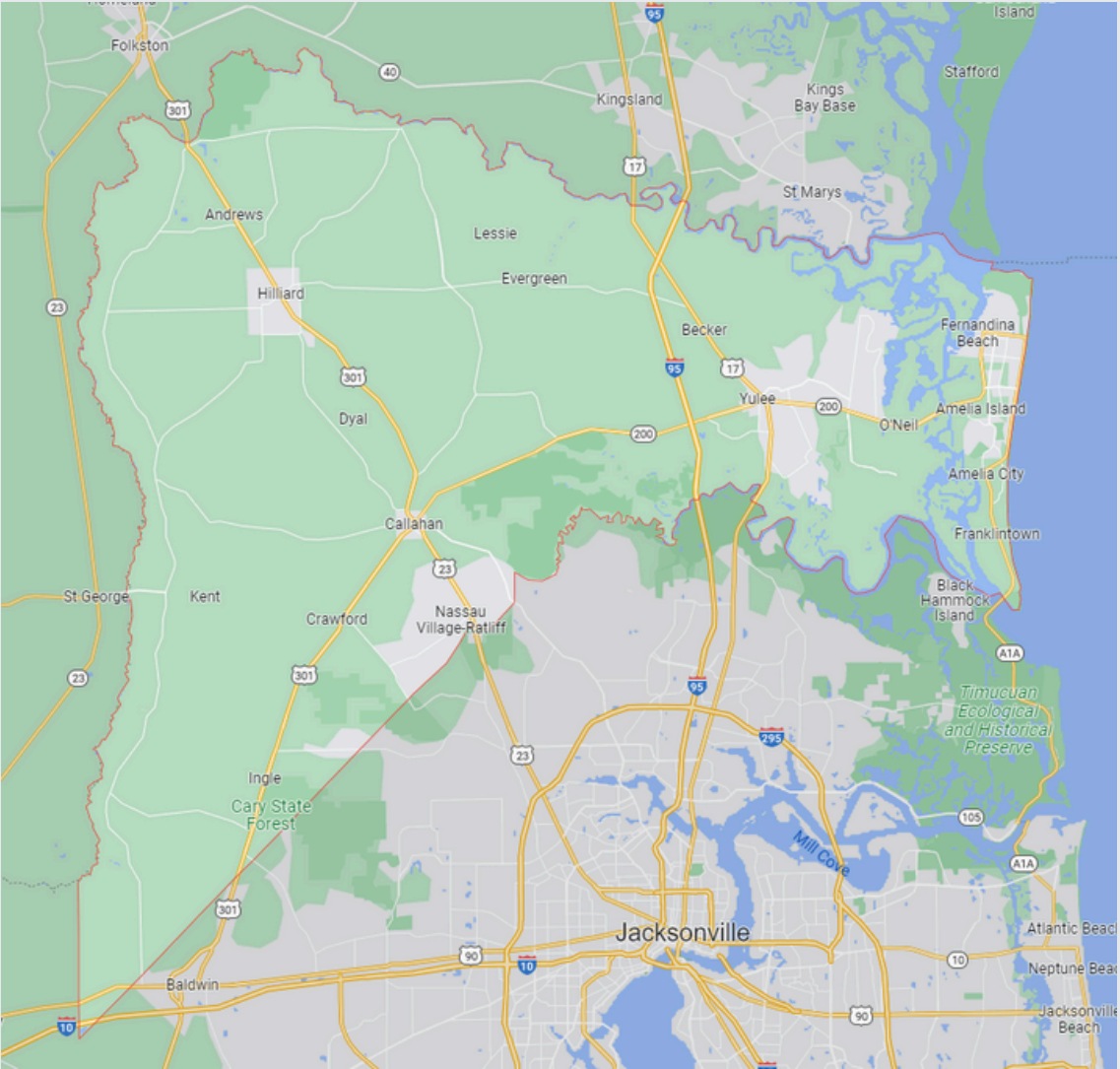
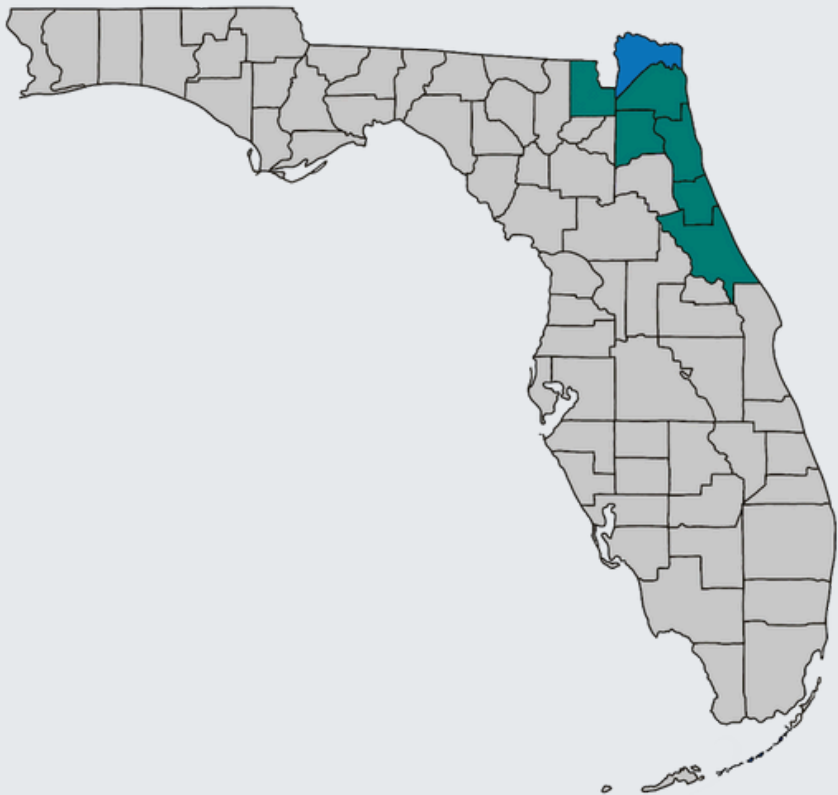
Data Note: County rankings for health outcomes and health factors were determined by analyzing the national z-scores provided on the County Health Rankings & Roadmaps website. A lower z-score correlated with a higher ranking, while a higher z-score correlated with a lower ranking.

Data Source: Robert Wood Johnson Foundation (2024); retrieved from County Health Rankings and Roadmaps

NEIGHBORHOOD & BUILT ENVIRONMENT

Geography and Governance

Nassau County encompasses approximately 649 square miles of the northeast region of the state. Nassau County borders the Atlantic Ocean to the east, Duval County, FL to the south, Baker County, FL to the southwest, Charlton County, GA to the west, and Camden County, GA to the north. The county seat is Fernandina Beach, and a Board of County Commissioners serves as the governing authority. Five members representing the five-county districts make up the board and are elected at large for staggered four-year terms. Amelia Island's resorts and beaches serve as an attraction for tourism. In contrast, the Port of Fernandina is a gateway for international business throughout the county and the southeast United States.



Total Households
36,336



Median Gross Rent
\$1,171



Total Affordable
Housing Units
263



Total Homeless
55



Percentage of
Sidewalks with Barriers
35%



Total Miles of
Bike Lanes
99



People Living Within
1/2 Mile of a Healthy
Food Source
6.4%



Nearby State
Parks
3



People Living Within
1/2 Mile of a Park
18.7%

Data Sources: U.S. Census Bureau, 2018-2022 American Community Survey 5-Year Estimates, DP03; U.S. Census Bureau, 2018-2022 American Community Survey 5-Year Estimates, DP04; Florida Department of Elder Affairs Profile of Older Adults, 2023; Florida Department of Environmental Protection, 2021; Florida Environmental Public Health Tracking, 2022; Florida Department of Children and Families, 2022; FL Health Charts Homeless Estimate, 2023

NEIGHBORHOOD & BUILT ENVIRONMENT

Social Vulnerability Index (SVI)

Social vulnerability is a set of factors such as poverty, lack of access to transportation, and crowded housing that may weaken a community’s ability to prevent human suffering and financial loss in a disaster. An area receives a Social Vulnerability Index Score (SVI) from 0 to 1.0 in which 0 is the lowest vulnerability and 1.0 is the highest vulnerable population.

Socioeconomic status (below 150% poverty, unemployed, housing cost burden, no high school diploma, no health insurance)

Household characteristics (aged 65 or older, aged 17 or younger, civilian with a disability, single-parent households, English language proficiency)

Racial and ethnic minority status (Hispanic or Latino (of any race); Black and African American, Not Hispanic or Latino; American Indian and Alaska Native, Not Hispanic or Latino; Asian, Not Hispanic or Latino; Native Hawaiian and Other Pacific Islander, Not Hispanic or Latino; Two or More Races, Not Hispanic or Latino; Other Races, Not Hispanic or Latino)

Housing type & transportation (multi-unit structures, mobile homes, crowding, no vehicle, group quarters)

Nassau County SVI	
Factor	Score
Overall SVI	0.2539
Socioeconomic Status	0.2278
Household Characteristics	0.4076
Racial and Ethnic Minority Status	0.4273
Housing Type and Transportation	0.2724

Nassau County’s overall SVI rate is 0.2539, which indicates a low to medium level of vulnerability compared to other communities. This means that Nassau County is less likely to experience negative outcomes during emergencies, disasters, or disease outbreaks. When considering thematic SVI, the Racial and Ethnic Minority Status factor has the highest SVI (0.4273), and the Socioeconomic Status factor (0.2278) has the lowest.

ECONOMIC STABILITY

Nassau County



Per Capita Income
\$44,483



Median Household
Income
\$84,085



Unemployment Rate
4.1%



Population 16+ in Labor Force **57.7%**



Social Security Benefit
Recipients (Age 65+)
20,370



Individuals Below
Poverty Level
8,343



Children in Foster
Care
54

Florida




Per Capita Income
\$38,850



Median Household
Income
\$67,917



Unemployment Rate
5.0%



Population 16+ in Labor Force **59.4%**



Social Security Benefit
Recipients (Age 65+)
3,928,080



Individuals Below
Poverty Level
2,725,633



Children in Foster
Care
21,031

EDUCATION ACCESS & QUALITY

Health Literacy

Health literacy is the degree to which individuals can obtain, process, and understand basic health information. Low health literacy is linked to poor health, higher rates of chronic disease, and higher mortality rates.

Health Insurance Literacy

Health insurance literacy is the ability to understand, choose, manage, and efficiently utilize health insurance plans. Health insurance literacy is crucial to affordable and effective healthcare decisions and outcomes.

Digital Literacy

Digital literacy is the ability to use information and communication technologies to find, evaluate, create, and communicate information, requiring both cognitive and technical skills.


Nassau County



High School Graduate
or Higher
91.8%



Bachelor's Degree
or Higher
32.0%



High School Graduation
Rate
91.0%




Students Enrolled in
Public School
12,746



Elementary
Schools
9



Middle
Schools
4



High
Schools
4


Florida



High School Graduate
or Higher
89.3%



Bachelor's Degree
or Higher
32.3%



High School Graduation
Rate
88.0%




Students Enrolled in
Public School
2,872,309



Elementary
Schools
1,875



Middle
Schools
564

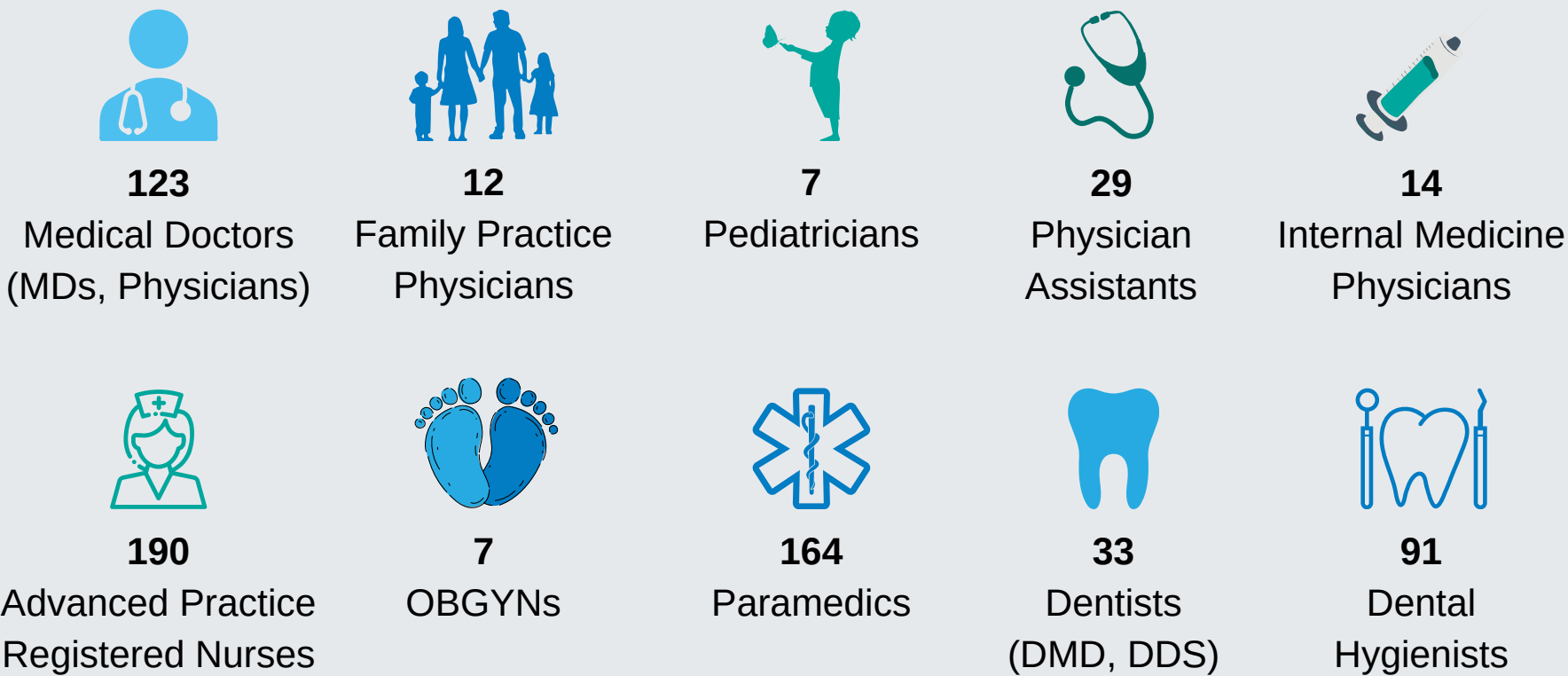


High
Schools
6,410

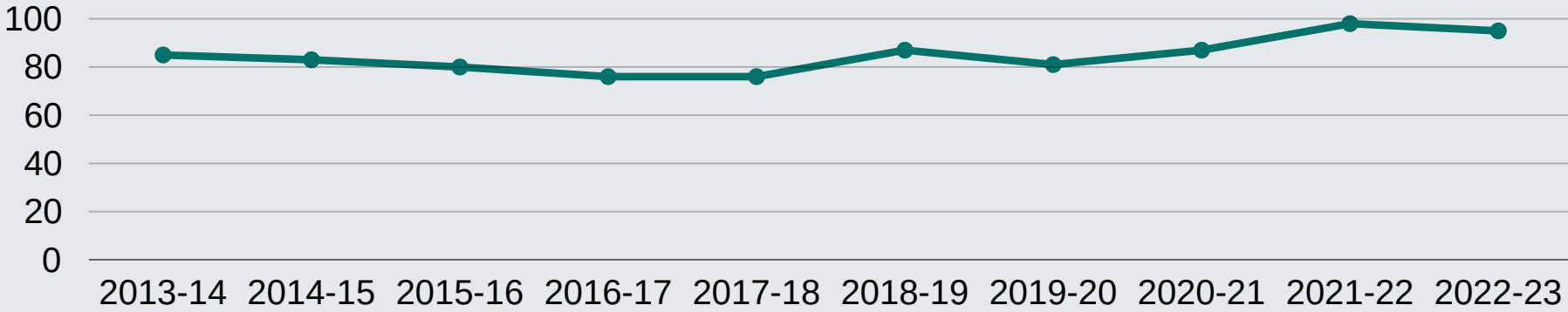
HEALTHCARE ACCESS & QUALITY

Nassau County

Licensed Providers



Number of Practicing Physicians

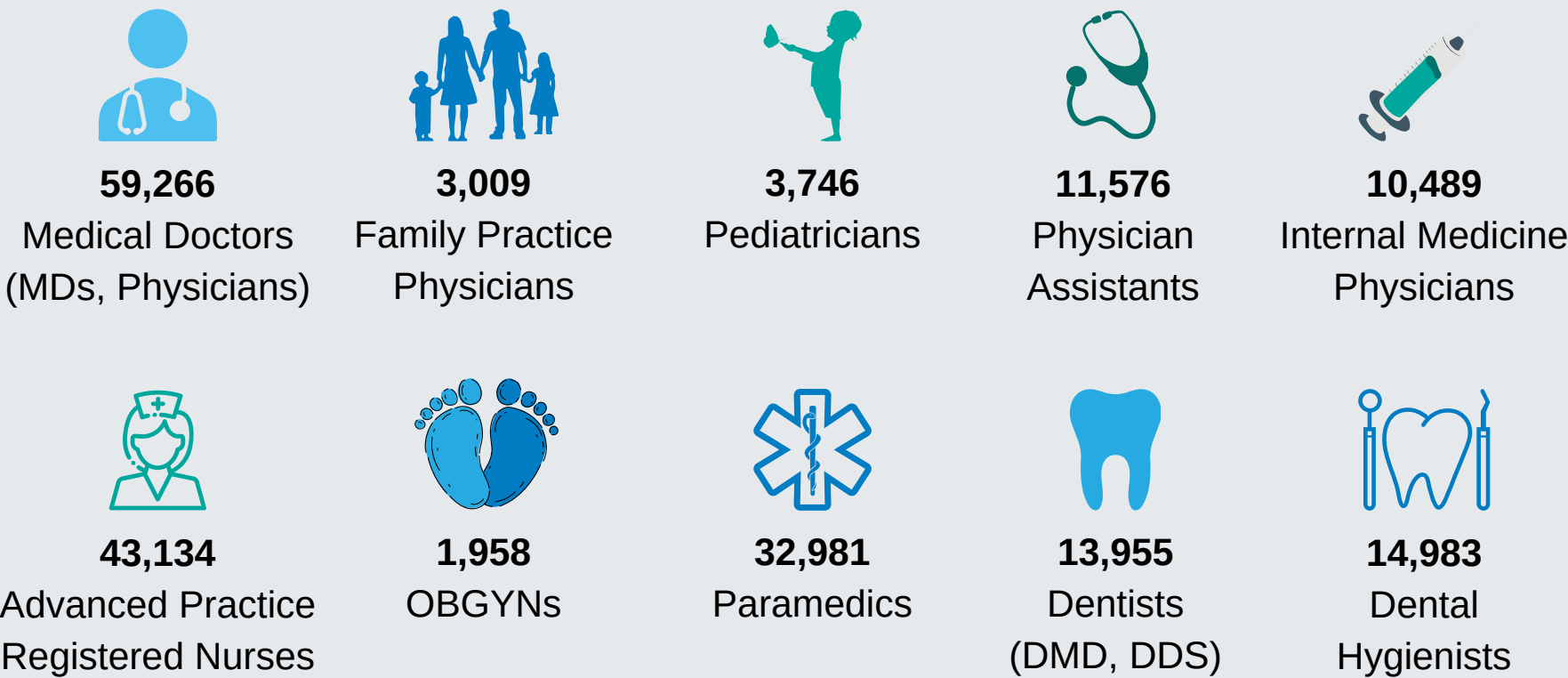


11.8%

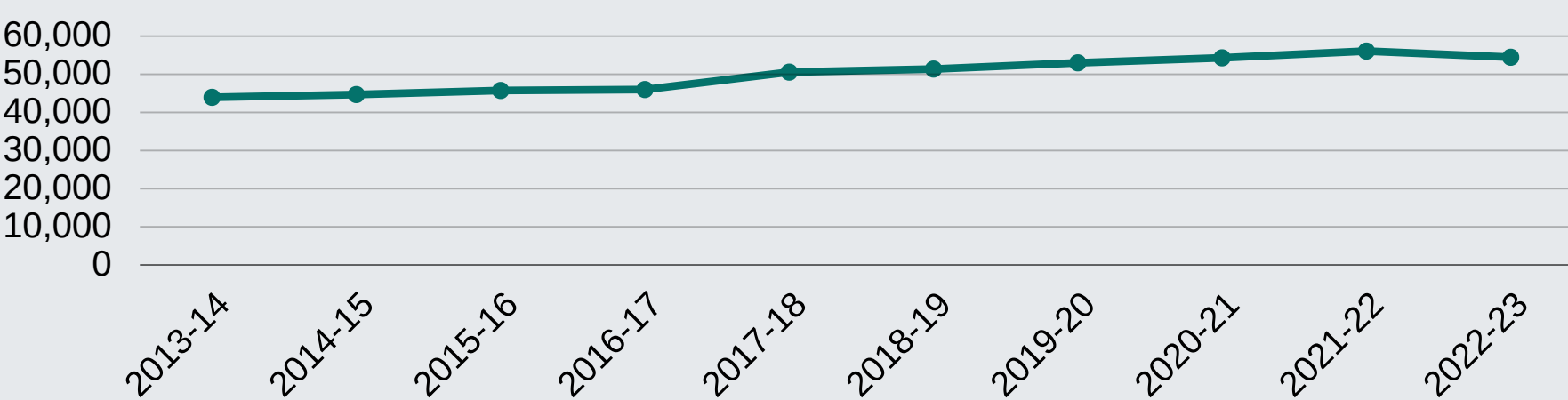
increase in the number of practicing physicians from 2014-15 to 2022-23

Florida

Licensed Providers



Number of Practicing Physicians



23.9%

increase in the number of practicing physicians from 2014-15 to 2022-23

HEALTHCARE ACCESS & QUALITY

Nassau County

Licensed Mental Health Professionals



21

Psychologists



56

Mental Health
Counselors



10

Marriage & Family
Therapists



49

Clinical Social
Workers

Hospital Beds



62

Total Hospital
Beds



62

Acute Care
Beds



0

Specialty Care
Beds



240

Nursing Home
Beds



0

Adult Psychiatric
Beds



0

Child & Adolescent
Psychiatric Beds



0

Adult Substance
Abuse Beds

Florida

Licensed Mental Health Professionals



5,430

Psychologists



14,835

Mental Health
Counselors



2,574

Marriage & Family
Therapists



12,804

Clinical Social
Workers

Hospital Beds



71,750

Total Hospital
Beds



55,617

Acute Care
Beds



16,133

Specialty Care
Beds



83,101

Nursing Home
Beds



6,777

Adult Psychiatric
Beds



714

Child & Adolescent
Psychiatric Beds



342




Adult Substance
Abuse Beds

HEALTHCARE ACCESS & QUALITY

Health Insurance Coverage

	Nassau County		Florida	
	Estimate	Percent	Estimate	Percent
Total Population	90,308	-	21,300,363	-
With health insurance coverage	83,169	92.1%	18,679,638	87.7%
With private health insurance	63,004	69.8%	13,487,799	63.3%
With public coverage	34,743	38.5%	7,838,740	36.8%
No health insurance coverage	7,139	7.9%	2,620,725	12.3%

Health Professional Shortage Area (HPSA)







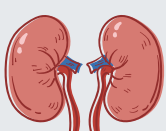



	Designation Status	Designation Type
 Primary Health Professional Shortage	Yes	Geographic HPSA
 Dental Health Professional Shortage	Yes	Geographic HPSA
 Mental Health Professional Shortage	Yes	High Needs Geographic HPSA

Medically Underserved Area (MUA)










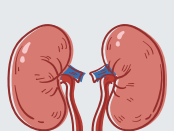
MUA	Service Area Name	Designation Type
00536	Nassau County	Medically Underserved Area

LEADING CAUSES OF DEATH




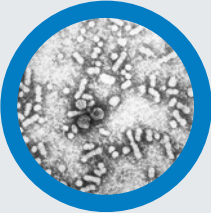
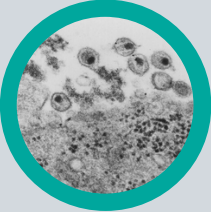
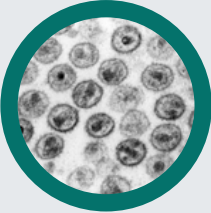
Nassau County

		Number of Deaths	Percent of Deaths
	CANCER	243	21.02%
	HEART DISEASE	219	18.94%
	UNINTENTIONAL INJURY	89	7.70%
	CHRONIC LOWER RESPIRATORY DISEASE	65	5.62%
	STROKE	65	5.62%
	COVID-19	52	4.50%
	NEPHRITIS, NEPHROTIC SYNDROME, & NEPHROSIS	21	1.82%
	SEPTICEMIA	19	1.64%
	SUICIDE	18	1.56%
	PARKINSON'S DISEASE	16	1.38%

Florida

		Number of Deaths	Percent of Deaths
	HEART DISEASE	49,836	20.86%
	CANCER	46,978	19.66%
	UNINTENTIONAL INJURY	17,123	7.17%
	STROKE	16,372	6.85%
	COVID-19	12,158	5.09%
	CHRONIC LOWER RESPIRATORY DISEASE	11,167	4.67%
	DIABETES	7,550	3.16%
	ALZHEIMER'S DISEASE	6,397	2.68%
	CHRONIC LIVER DISEASE AND CIRRHOSIS	3,846	1.61%
	NEPHRITIS, NEPHROTIC SYNDROME, & NEPHROSIS	3,819	1.60%

INFECTIOUS DISEASES

		Nassau County	Florida
	Chlamydia is a common sexually transmitted infection (STI) caused by bacteria. Chlamydia affects mostly young women, but it can occur in both men and women and in all age groups.	210 Cases	106,873 Cases
	COVID-19 is the disease caused by SARS-CoV-2, the coronavirus that emerged in December 2019. It was declared a pandemic on March 11, 2020 and cases continue to occur. The coronavirus can be spread from person to person and the best way to protect yourself is to get vaccinated and boosted when you are eligible, follow testing guidelines, wear a mask, wash your hands and practice physical distancing.	2,096 Cases	582,946 Cases
	Infectious Syphilis is a bacterial infection usually spread by sexual contact. The disease starts as a painless sore — typically on the genitals, rectum or mouth. Syphilis spreads from person to person via skin or mucous membrane contact with these sores.	6 Cases	4,618 Cases
	Hepatitis B (chronic) is a serious liver infection caused by the hepatitis B virus (HBV). For some people, hepatitis B infection becomes chronic, meaning it lasts more than six months. Having chronic hepatitis B increases your risk of developing liver failure, liver cancer or cirrhosis — a condition that permanently scars the liver.	13 Cases	12,518 Cases
	HIV is a sexually transmitted infection (STI). It can also be spread by contact with infected blood and from illicit injection drug use or sharing needles. It can also be spread from mother to child during pregnancy, childbirth or breastfeeding.	2 Cases	4,606 Cases
	Acquired Immunodeficiency Syndrome (AIDS) is a chronic, potentially life-threatening condition caused by the human immunodeficiency virus (HIV). By damaging your immune system, HIV interferes with your body's ability to fight infection and disease.	5 Cases	1,983 Cases

MATERNAL & CHILD HEALTH

Nassau County




Total Births
833



Births to Teen Mothers
15 - 19
35



Births to Mothers 36+
100



C-Section Births
262



Mothers who Initiated
Breastfeeding
718



Births to Mothers who
Smoked during
Pregnancy
32

Florida




Total Births
224,403



Births to Teen Mothers
15-19
8,138



Births to Mothers 36+
38,176



C-Section Births
80,508



Mothers who Initiated
Breastfeeding
194,654



Births to Mothers who
Smoked during
Pregnancy
5,186

	Nassau County	Florida
	Estimate	Estimate
Maternal Deaths	0	34
Infant Deaths	4	1,346
White Infant Deaths	4	690
Black Infant Deaths	0	538
Hispanic Infant Deaths	2	371
Non-Hispanic Infant Deaths	2	923
Sudden Unexpected Infant Deaths (SUID)	0	217

SOCIAL & COMMUNITY CONTEXT

Nassau County



Suicide Deaths
18



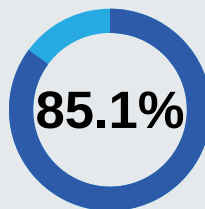
Overdose Deaths
21



Hospitalizations for
Non-Fatal Self-Harm
Injuries
30



Hospitalizations for
Mental and Behavioral
Health Disorders
609




Adults with Good
Mental Health



Adults who Engage in
Heavy or Binge Drinking
21.4%



Substance Abuse Program
Enrollees
17 Children
514 Adults



Total Index Crimes
263

*12.9% increase from
2021 to 2022

Crimes	Count
Murder	5
Rape	7
Robbery	5
Aggravated Assault	62
Burglary	51
Larceny	109
Motor Vehicle Theft	24

Florida



Suicide Deaths
3,445



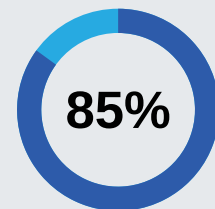
Overdose Deaths
7,769



Hospitalizations for
Non-Fatal Self-Harm
Injuries
7,772



Hospitalizations for
Mental and Behavioral
Health Disorders
392,696



Adults with Good
Mental Health



Adults who Engage in
Heavy or Binge Drinking
18.0%



Substance Abuse Program
Enrollees
11,149 Children
66,091 Adults



Total Index Crimes
107,603

*8.0% increase from
2021 to 2022

Crimes	Count
Murder	2,295
Rape	2,296
Robbery	6,176
Aggravated Assault	22,865
Burglary	20,951
Larceny	42,658
Motor Vehicle Theft	10,362

Data Sources: Florida Department of Law Enforcement (FDLE), 2022; 2019 Behavioral Risk Factor Surveillance System; Florida Department of Children and Families, 2022; Florida Health CHARTS, Suicide & Behavioral Health Profile, 2022; Florida Health CHARTS, Substance Use Dashboard, 2022