






OUR VISION:

Northeast Florida will become the healthiest region in the state through evidence-based assessment, data, and planning.



 hpcnef.org
 4201 Baymeadows Road, Suite 2
Jacksonville, Florida 32217
 (904) 448-4300



COUNTY DEMOGRAPHICS

Population

Flagler County



121,710

0.6% of Florida
Population

Florida



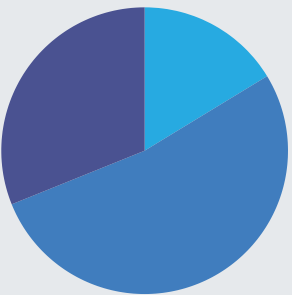
21,928,881

Data Source: U.S. Census Bureau, 2019-2023 American Community Survey 5-Year Estimates, DP05

Age Groups

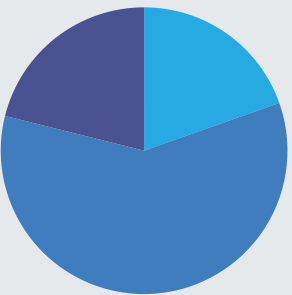
Flagler County

	Estimate	Percent
Under 18	19,878	16.3%
18 - 64	63,999	52.6%
65+	37,833	31.1%



Florida

	Estimate	Percent
Under 18	4,305,366	19.6%
18 - 64	12,992,782	59.3%
65+	4,630,733	21.1%



Data Source: U.S. Census Bureau, 2019-2023 American Community Survey 5-Year Estimates, S0101

Gender

Flagler County



51.7%

62,902 Females



48.3%

58,808 Males

Florida



50.9%

11,155,261 Females



49.1%

10,773,620 Males

Data Source: U.S. Census Bureau, 2019-2023 American Community Survey 5-Year Estimates, DP05

Race / Ethnicity

Flagler County

	Estimate	Percent	Estimate	Percent
One Race	112,588	92.5%	18,431,089	84.0%
White	93,957	77.2%	13,136,701	59.9%
Black or African American	11,420	9.4%	3,363,769	15.3%
American Indian & Alaskan Native	134	0.1%	66,779	0.3%
Asian	2,825	2.3%	628,137	2.9%
Native Hawaiian & Other Pacific Islander	151	0.1%	13,136	0.1%
Some other race	4,101	3.4%	1,222,567	5.6%
Two or more races	9,122	7.5%	3,497,792	16.0%
Hispanic or Latino (of any race)	13,595	11.2%	5,865,737	26.7%

Florida

Data Source: U.S. Census Bureau, 2019-2023 American Community Survey 5-Year Estimates, DP05

COUNTY DEMOGRAPHICS

Flagler County



Individuals with
Disabilities
18,873



Individuals with
Hearing Disabilities
6,687



Individuals with
Vision Disabilities
2,736



Individuals with
Cognitive Disabilities
6,233



Individuals with an
Ambulatory Difficulty
9,301



Individuals with
a Self-Care Difficulty
3,095



Individuals with an
Independent Living
Difficulty
6,282



Veterans
10,982

Florida



Individuals with
Disabilities
2,924,178



Individuals with
Hearing Disabilities
824,233



Individuals with
Vision Disabilities
545,288



Individuals with
Cognitive Disabilities
1,093,165



Individuals with an
Ambulatory Difficulty
1,484,665



Individuals with
a Self-Care Difficulty
534,627



Individuals with an
Independent Living
Difficulty
1,004,594



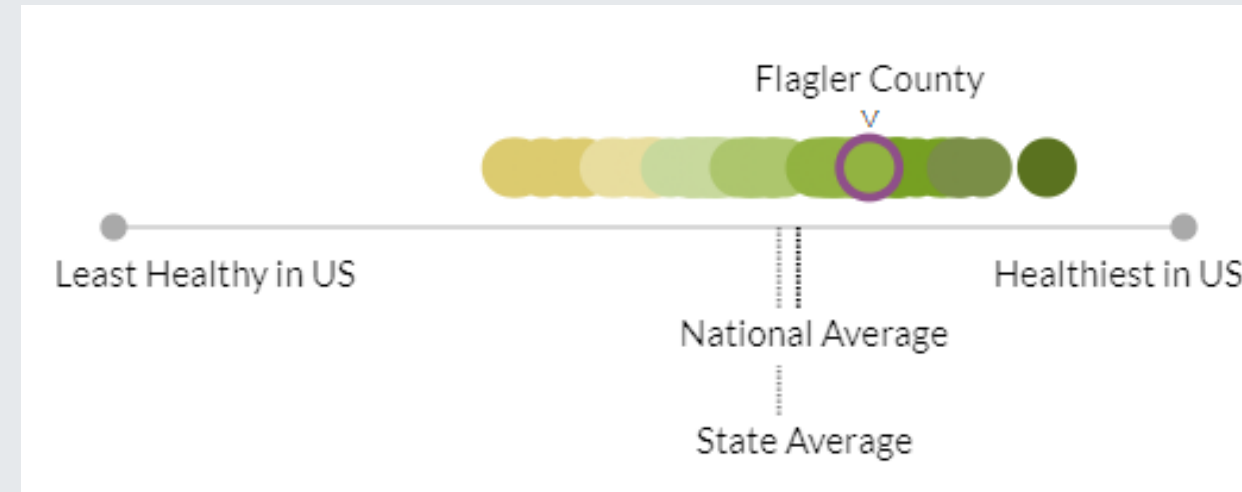
Veterans
1,347,330

COUNTY HEALTH RANKINGS, FLAGLER COUNTY, 2025

Population Health and Well-Being: 20th out of 67 counties

*improved from 2024

Population Health and Well-Being tells us how long people live on average within a community, and how much physical and mental health people experience in a community while they are alive. Population Health and Well-Being includes quality of life and length of life.

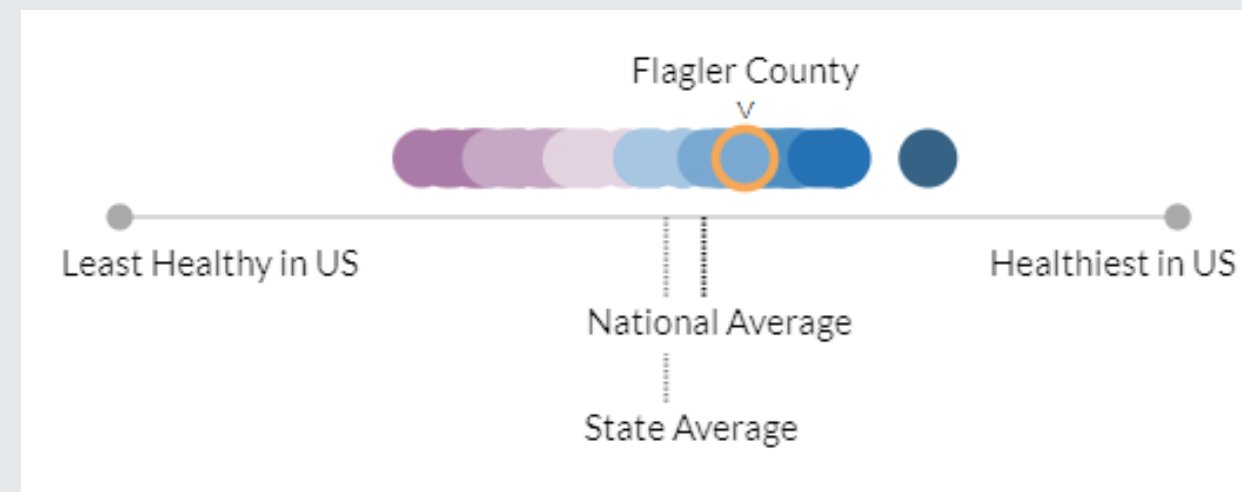


Flagler County is faring slightly better than the average county in Florida for Population Health and Well-Being, and slightly better than the average county in the nation.

Community Conditions: 24th out of 67 counties

*declined from 2024

Community Conditions represent those things we can improve to live longer and healthier lives. Community Conditions include health infrastructure, physical environment, and social and economic factors.



Flagler County is faring slightly better than the average county in Florida for Community Conditions, and about the same as the average county in the nation.

Areas of Strength: high school completion rate, preventable hospital stays, income inequality

Areas to Explore: percent of uninsured individuals

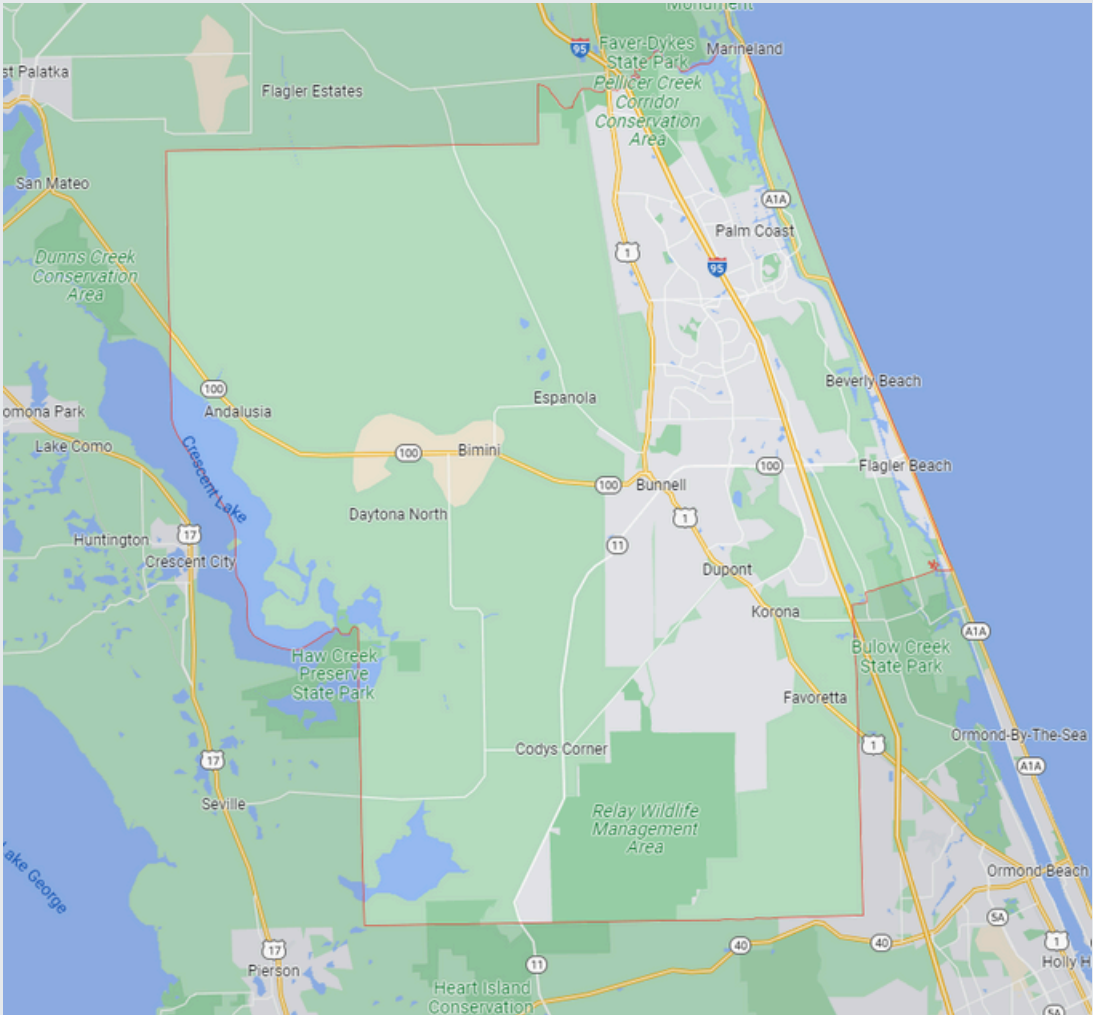
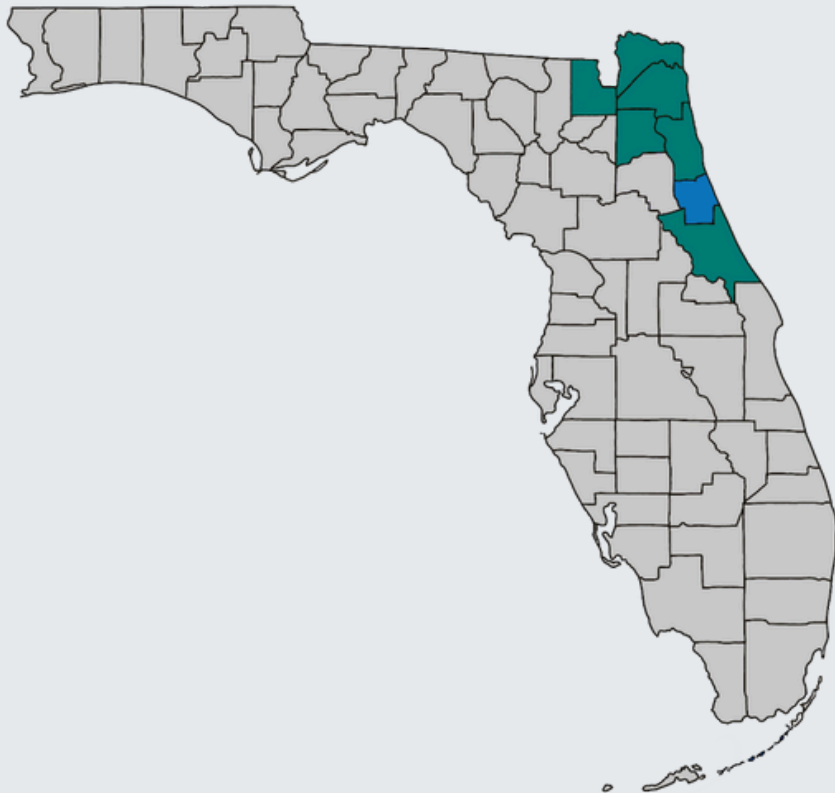
Data Note: County rankings for health outcomes and health factors were determined by analyzing the national z-scores provided on the County Health Rankings & Roadmaps website. A lower z-score correlated with a higher ranking, while a higher z-score correlated with a lower ranking. Names for the two categories changed from Health Outcomes to Population Health and Well-Being and from Health Factors to Community Conditions in 2025.

Data Source: Robert Wood Johnson Foundation (2025); retrieved from County Health Rankings and Roadmaps

NEIGHBORHOOD & BUILT ENVIRONMENT

Geography and Governance

Flagler County is 31 miles south of St. Augustine and 24 miles north of Daytona Beach. The county comprises five municipalities – Beverly Beach, Bunnell, Flagler Beach, Marineland, and Palm Coast. The municipalities have incorporated roughly 48 percent of the land area within Flagler County. While most of the county’s population lives on Palm Coast, the city of Bunnell has the largest landmass. The remaining 52 percent of the land is within the unincorporated area of Flagler County. The Atlantic Ocean Beachfront is 18 miles long with pristine beaches. There are more than 40 parks and preserves and 90+ miles of hiking, biking, and paddling trails. Flagler County is desirable for tourists, visitors, residents, and businesses. Flagler County’s population is distributed among its five municipalities and unincorporated areas



Total Households
50,296



Median Gross Rent
\$1,687



Total Affordable
Housing Units
281



Total Homeless
32



Percentage of
Sidewalks with Barriers
20%



Total Miles of
Bike Lanes
72



People Living Within
1/2 Mile of a Healthy
Food Source
9.7%



Nearby State
Parks
5



People Living Within
1/2 Mile of a Park
28.9%

NEIGHBORHOOD & BUILT ENVIRONMENT

Social Vulnerability Index (SVI)

Social vulnerability is a set of factors such as poverty, lack of access to transportation, and crowded housing that may weaken a community’s ability to prevent human suffering and financial loss in a disaster. An area receives a Social Vulnerability Index Score (SVI) from 0 to 1.0 in which 0 is the lowest vulnerability and 1.0 is the highest vulnerable population.

Socioeconomic status (below 150% poverty, unemployed, housing cost burden, no high school diploma, no health insurance)

Household characteristics (aged 65 or older, aged 17 or younger, civilian with a disability, single-parent households, English language proficiency)

Racial and ethnic minority status (Hispanic or Latino (of any race); Black and African American, Not Hispanic or Latino; American Indian and Alaska Native, Not Hispanic or Latino; Asian, Not Hispanic or Latino; Native Hawaiian and Other Pacific Islander, Not Hispanic or Latino; Two or More Races, Not Hispanic or Latino; Other Races, Not Hispanic or Latino)

Housing type & transportation (multi-unit structures, mobile homes, crowding, no vehicle, group quarters)

Flagler County SVI	
Factor	Score
Overall SVI	0.3121
Socioeconomic Status	0.4559
Household Characteristics	0.5597
Racial and Ethnic Minority Status	0.6277
Housing Type and Transportation	0.0554

Flagler County’s overall SVI rate is 0.3121, which indicates a low to medium level of vulnerability compared to other communities. This means that Flagler County is less likely to experience negative outcomes during emergencies, disasters, or disease outbreaks. When considering thematic SVI, the Racial and Ethnic Minority Status has the highest SVI (0.6277), and the Housing Type and Transportation (0.0554) has the lowest.

ECONOMIC STABILITY

Flagler County



Per Capita Income
\$43,100



Median Household
Income
\$72,923



Unemployment Rate
3.7%



Population 16+ in Labor Force **49.7%**



Social Security Benefit
Recipients (Age 65+)
36,305



Individuals Below
Poverty Level
11,360



Children in Foster
Care
56

Florida




Per Capita Income
\$41,055



Median Household
Income
\$71,711



Unemployment Rate
4.8%



Population 16+ in Labor Force **59.6%**



Social Security Benefit
Recipients (Age 65+)
4,039,355



Individuals Below
Poverty Level
2,707,698



Children in Foster
Care
20,627

Data Sources: U.S. Census Bureau, 2019-2023 American Community Survey 5-Year Estimates, DP03; Florida Health CHARTS, Individuals Below Poverty Level, 2023; Florida Health CHARTS, Children in Foster Care (Aged 0-17 Years), 2024; Florida Department of Elder Affairs Profile of Older Adults, 2024

EDUCATION ACCESS & QUALITY

Health Literacy

Health literacy is the degree to which individuals can obtain, process, and understand basic health information. Low health literacy is linked to poor health, higher rates of chronic disease, and higher mortality rates.

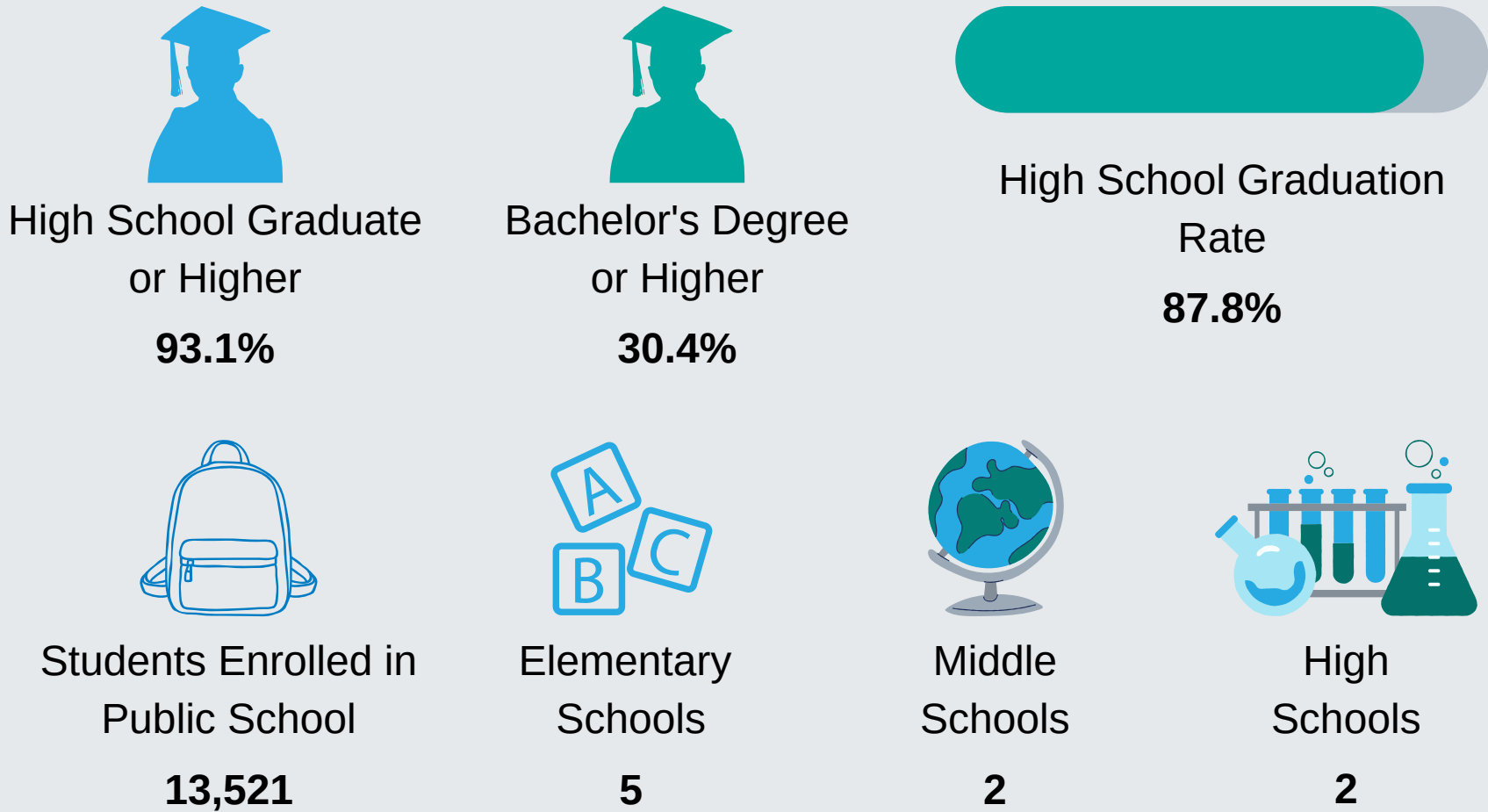
Health Insurance Literacy

Health insurance literacy is the ability to understand, choose, manage, and efficiently utilize health insurance plans. Health insurance literacy is crucial to affordable and effective healthcare decisions and outcomes.

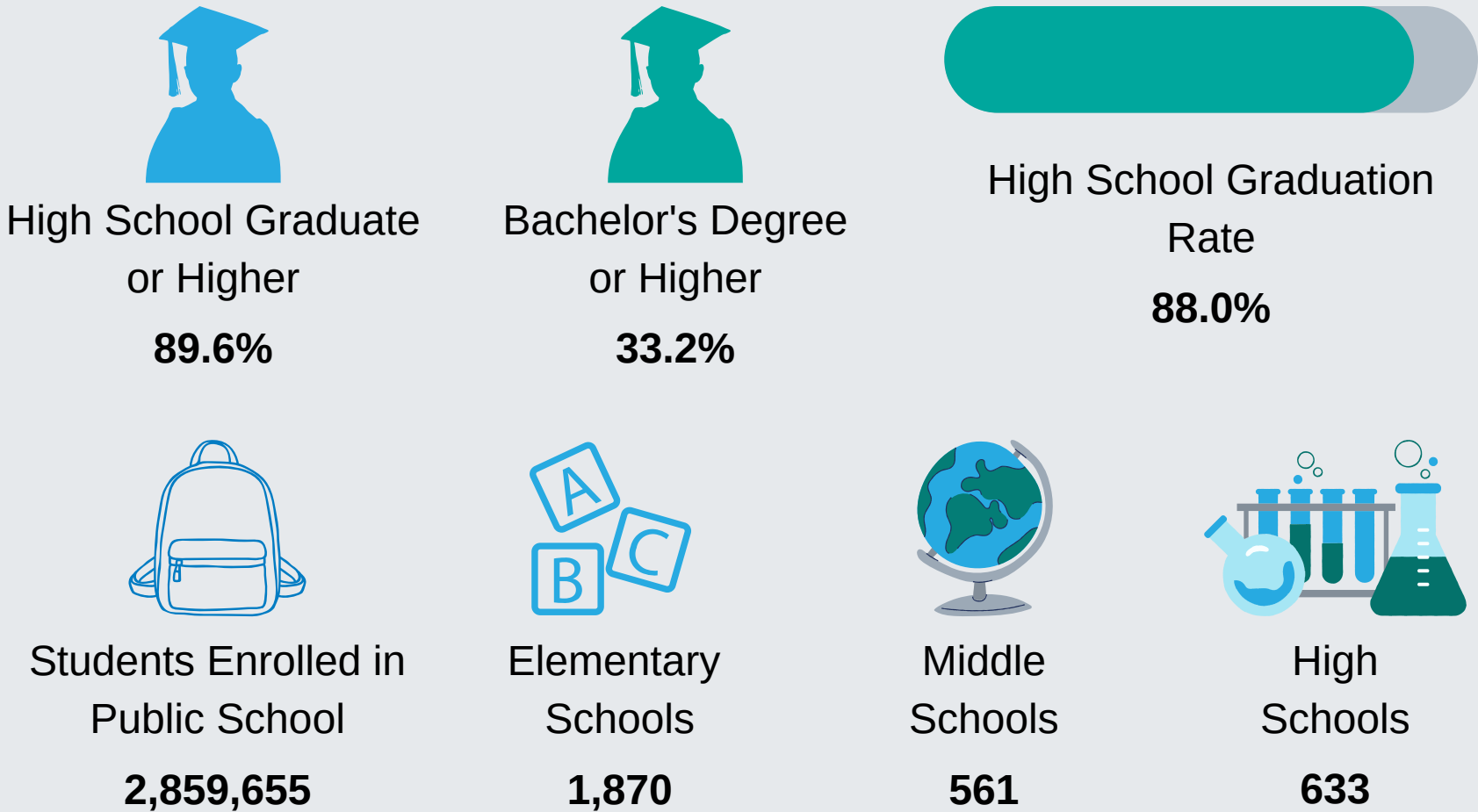
Digital Literacy

Digital literacy is the ability to use information and communication technologies to find, evaluate, create, and communicate information, requiring both cognitive and technical skills.

Flagler County



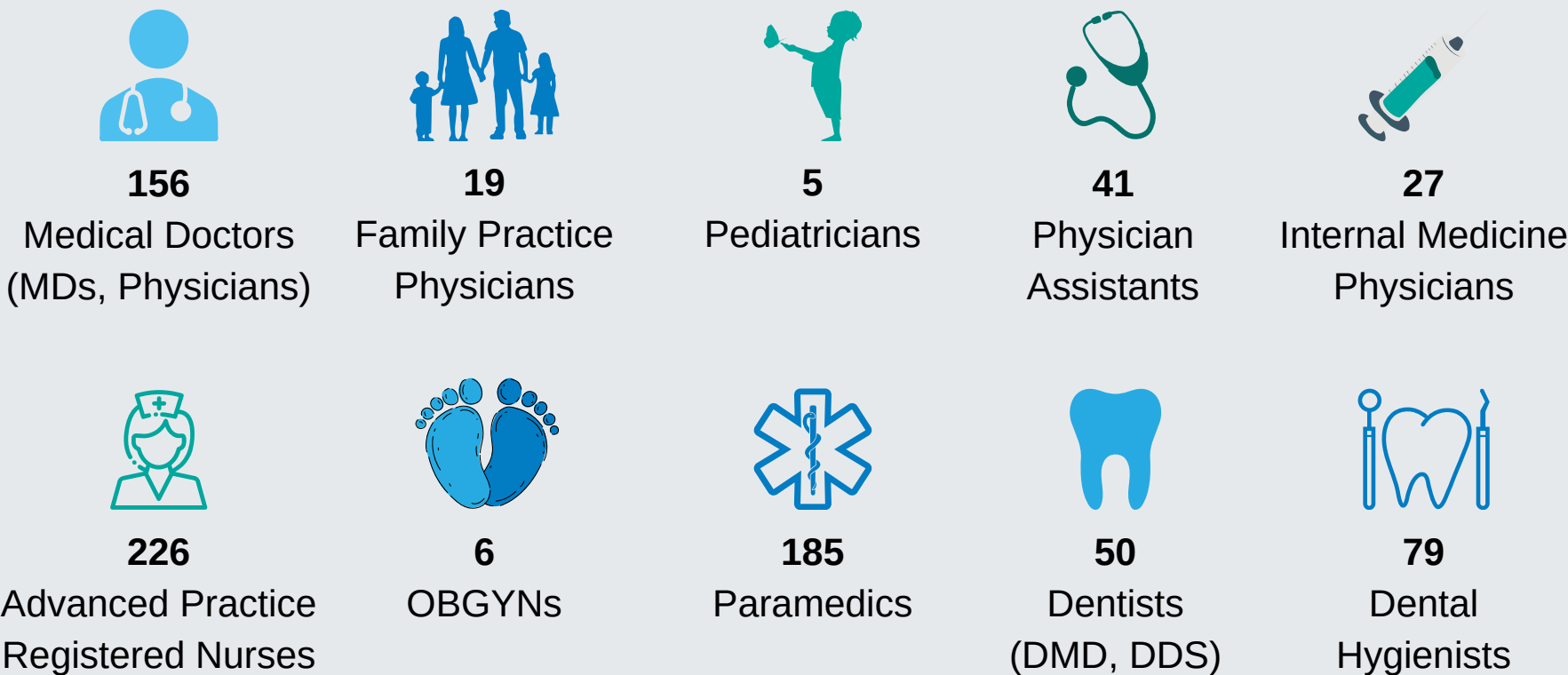
Florida



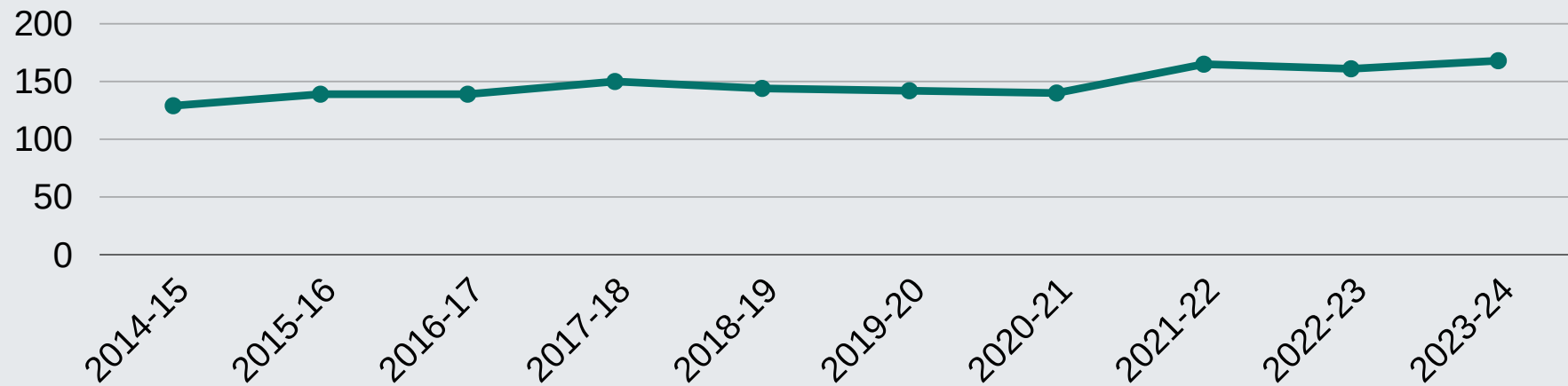
HEALTHCARE ACCESS & QUALITY

Flagler County

Licensed Providers



Number of Practicing Physicians

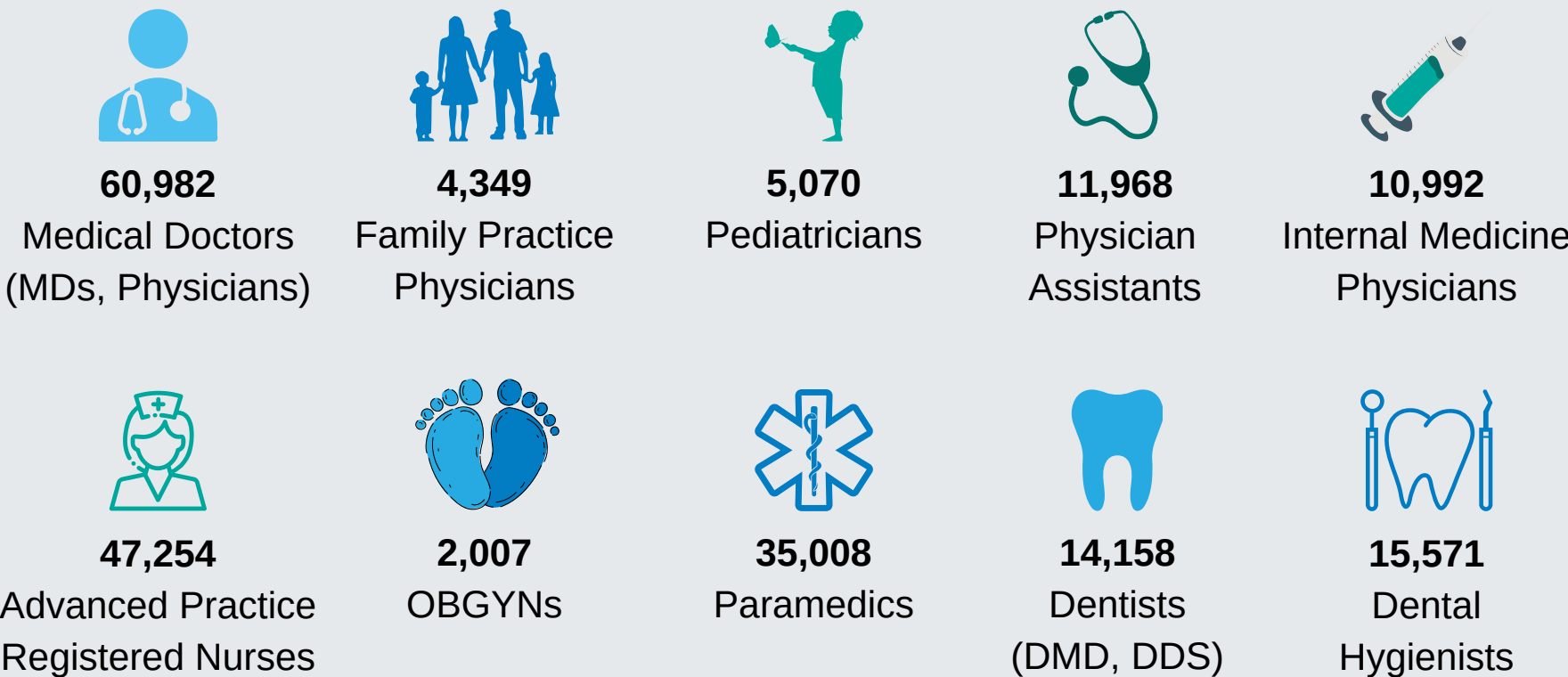


30.2%

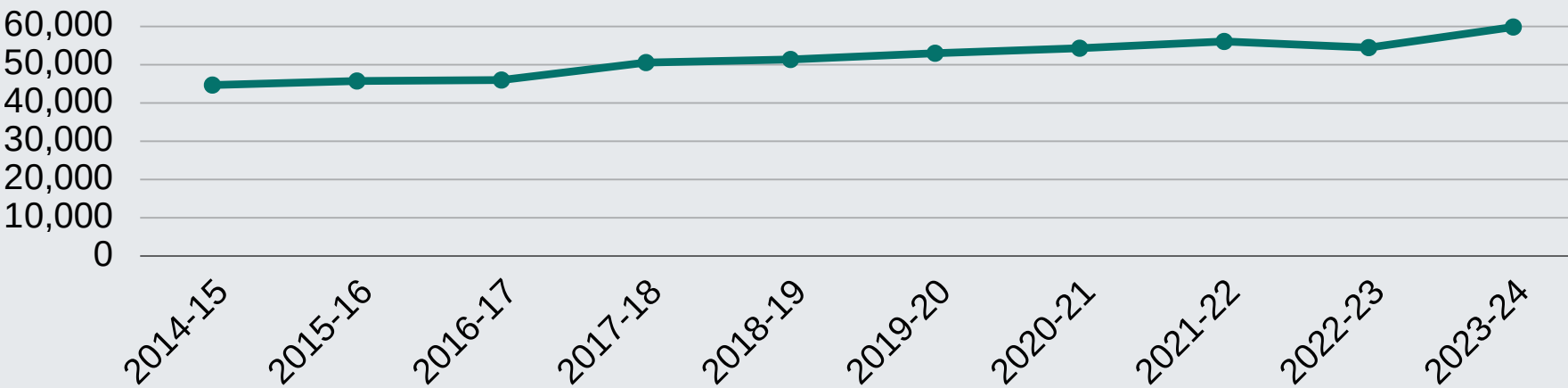
increase in the number of practicing physicians from 2014-15 to 2023-24

Florida

Licensed Providers



Number of Practicing Physicians



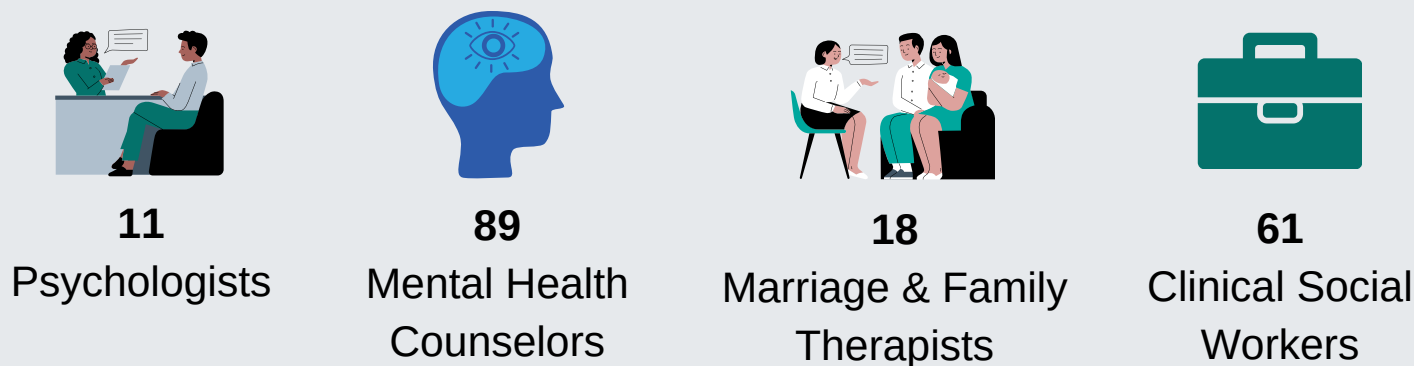
34%

increase in the number of practicing physicians from 2014-15 to 2023-24


HEALTHCARE ACCESS & QUALITY

Flagler County

Licensed Mental Health Professionals

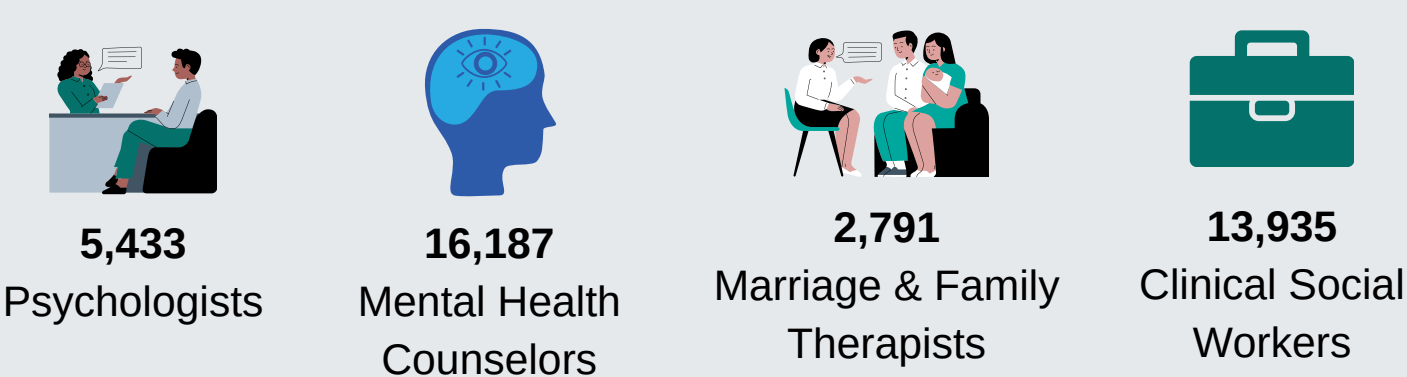


Hospital Beds

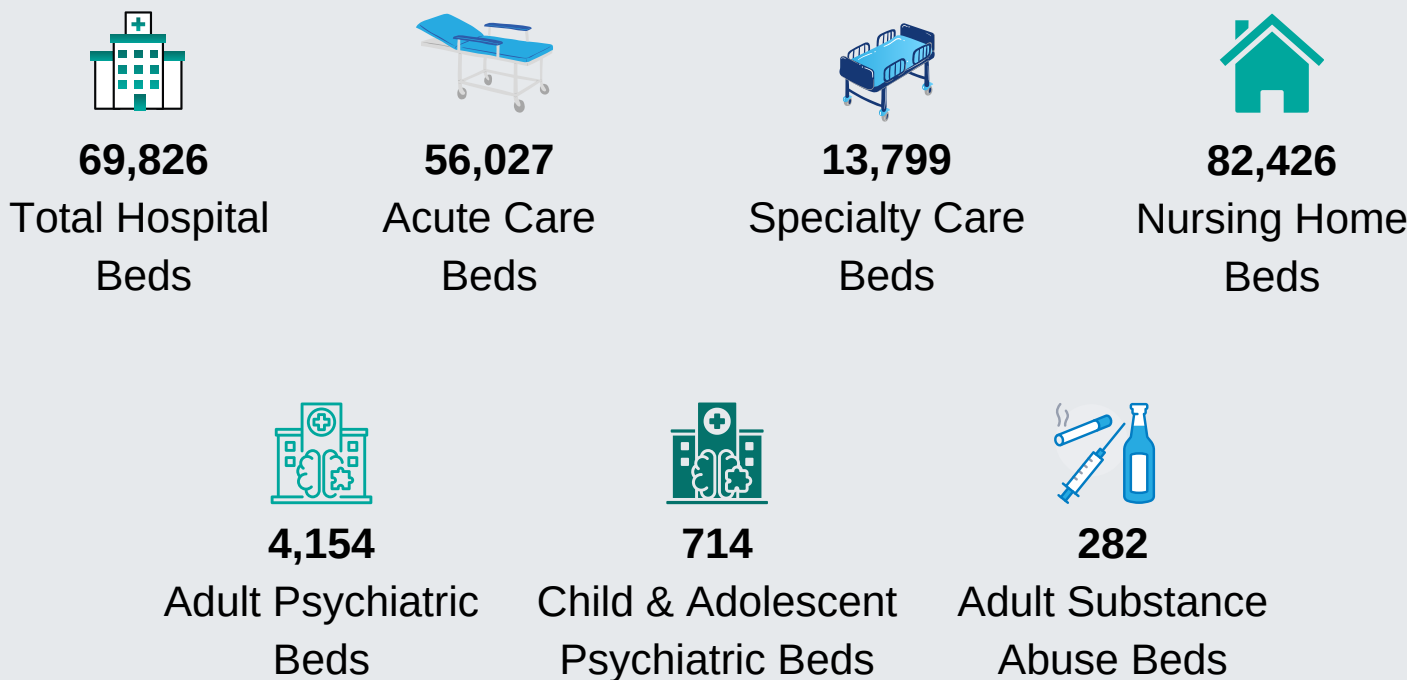


Florida

Licensed Mental Health Professionals



Hospital Beds



HEALTHCARE ACCESS & QUALITY

Health Insurance Coverage

	Flagler County		Florida	
	Estimate	Percent	Estimate	Percent
Total Population	120,993	-	21,591,588	-
With health insurance coverage	107,940	89.2%	19,021,878	88.1%
With private health insurance	76,260	63.0%	13,714,412	63.5%
With public coverage	54,623	45.1%	7,985,837	37.0%
No health insurance coverage	13,053	10.8%	2,569,710	11.9%

Health Professional Shortage Area (HPSA)












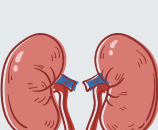
	Designation Status	Designation Type
Primary Health Professional Shortage	Yes	Low Income Population
Dental Health Professional Shortage	Yes	Low Income Population
Mental Health Professional Shortage	Yes	Low Income Population

Medically Underserved Area (MUA)











MUA	Service Area Name	Designation Type
06160	Low-Income Population of Flagler	Medically Underserved Area

LEADING CAUSES OF DEATH




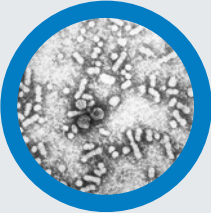
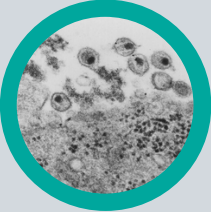
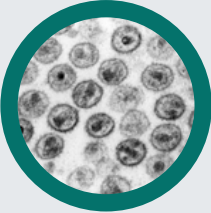
Flagler County

		Number of Deaths	Percent of Deaths
	CANCER	405	23.18%
	HEART DISEASE	394	22.55%
	STROKE	113	6.47%
	CHRONIC LOWER RESPIRATORY DISEASE	105	6.01%
	UNINTENTIONAL INJURY	90	5.15%
	ALZHEIMER'S DISEASE	68	3.89%
	DIABETES	55	3.15%
	COVID-19	36	2.06%
	HYPERTENSION	34	1.95%
	NEPHRITIS, NEPHROTIC SYNDROME, & NEPHROSIS	32	1.83%

Florida

		Number of Deaths	Percent of Deaths
	HEART DISEASE	48,961	21.38%
	CANCER	47,088	20.56%
	STROKE	16,485	7.20%
	UNINTENTIONAL INJURY	16,435	7.18%
	CHRONIC LOWER RESPIRATORY DISEASE	11,214	4.90%
	DIABETES	7,288	3.18%
	ALZHEIMER'S DISEASE	5,974	2.61%
	COVID-19	3,645	1.59%
	SUICIDE	3,558	1.55%
	CHRONIC LIVER DISEASE AND CIRRHOSIS	3,529	1.54%

INFECTIOUS DISEASES

		Flagler County	Florida
	Chlamydia is a common sexually transmitted infection (STI) caused by bacteria. Chlamydia affects mostly young women, but it can occur in both men and women and in all age groups.	324 Cases	113,110 Cases
	COVID-19 is the disease caused by SARS-CoV-2, the coronavirus that emerged in December 2019. It was declared a pandemic on March 11, 2020 and cases continue to occur. The coronavirus can be spread from person to person and the best way to protect yourself is to get vaccinated and boosted when you are eligible, follow testing guidelines, wear a mask, wash your hands and practice physical distancing.	1,954 Cases	422,034 Cases
	Infectious Syphilis is a bacterial infection usually spread by sexual contact. The disease starts as a painless sore — typically on the genitals, rectum or mouth. Syphilis spreads from person to person via skin or mucous membrane contact with these sores.	10 Cases	4,376 Cases
	Hepatitis B (chronic) is a serious liver infection caused by the hepatitis B virus (HBV). For some people, hepatitis B infection becomes chronic, meaning it lasts more than six months. Having chronic hepatitis B increases your risk of developing liver failure, liver cancer or cirrhosis — a condition that permanently scars the liver.	19 Cases	5,694 Cases
	HIV is a sexually transmitted infection (STI). It can also be spread by contact with infected blood and from illicit injection drug use or sharing needles. It can also be spread from mother to child during pregnancy, childbirth or breastfeeding.	12 Cases	4,725 Cases
	Acquired Immunodeficiency Syndrome (AIDS) is a chronic, potentially life-threatening condition caused by the human immunodeficiency virus (HIV). By damaging your immune system, HIV interferes with your body's ability to fight infection and disease.	5 Cases	1,981 Cases

MATERNAL & CHILD HEALTH

Flagler County



Total Births
841



Births to Teen Mothers
15-19
28




Births to Mothers 36+
136



C-Section Births
316



Mothers who Initiated
Breastfeeding
706



Births to Mothers who
Smoked during
Pregnancy
31

Florida



Total Births
221,413



Births to Teen Mothers
15-19
8,109



Births to Mothers 36+
38,934



C-Section Births
80,098



Mothers who Initiated
Breastfeeding
189,443



Births to Mothers who
Smoked during
Pregnancy
3,995

	Flagler County	Florida
	Estimate	Estimate
Maternal Deaths	0	41
Infant Deaths	5	1,339
White Infant Deaths	5	722
Black Infant Deaths	0	486
Hispanic Infant Deaths	1	403
Non-Hispanic Infant Deaths	4	899
Sudden Unexpected Infant Deaths (SUID)	1	179

SOCIAL & COMMUNITY CONTEXT

Flagler County



Suicide Deaths
21



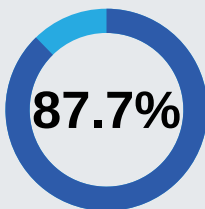
Overdose Deaths
38



Hospitalizations for
Non-Fatal Self-Harm
Injuries
29



Hospitalizations for
Mental and Behavioral
Health Disorders
930




Adults with Good
Mental Health



Adults who Engage in
Heavy or Binge Drinking
16.0%



Substance Abuse Program
Enrollees
9 Children
283 Adults



Total Index Crimes
409

*6.0% increase from
2022 to 2023

Crimes	Count
Murder	2
Rape	5
Robbery	9
Aggravated Assault	106
Burglary	95
Larceny	147
Motor Vehicle Theft	40

Florida



Suicide Deaths
3,558



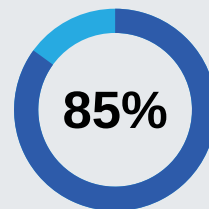
Overdose Deaths
7,220



Hospitalizations for
Non-Fatal Self-Harm
Injuries
7,677



Hospitalizations for
Mental and Behavioral
Health Disorders
210,140



Adults with Good
Mental Health



Adults who Engage in
Heavy or Binge Drinking
18.0%



Substance Abuse Program
Enrollees
10,977 Children
65,189 Adults



Total Index Crimes
114,918

*4.6% increase from
2022 to 2023

Crimes	Count
Murder	2,414
Rape	2,301
Robbery	6,443
Aggravated Assault	23,559
Burglary	21,832
Larceny	47,689
Motor Vehicle Theft	11,201