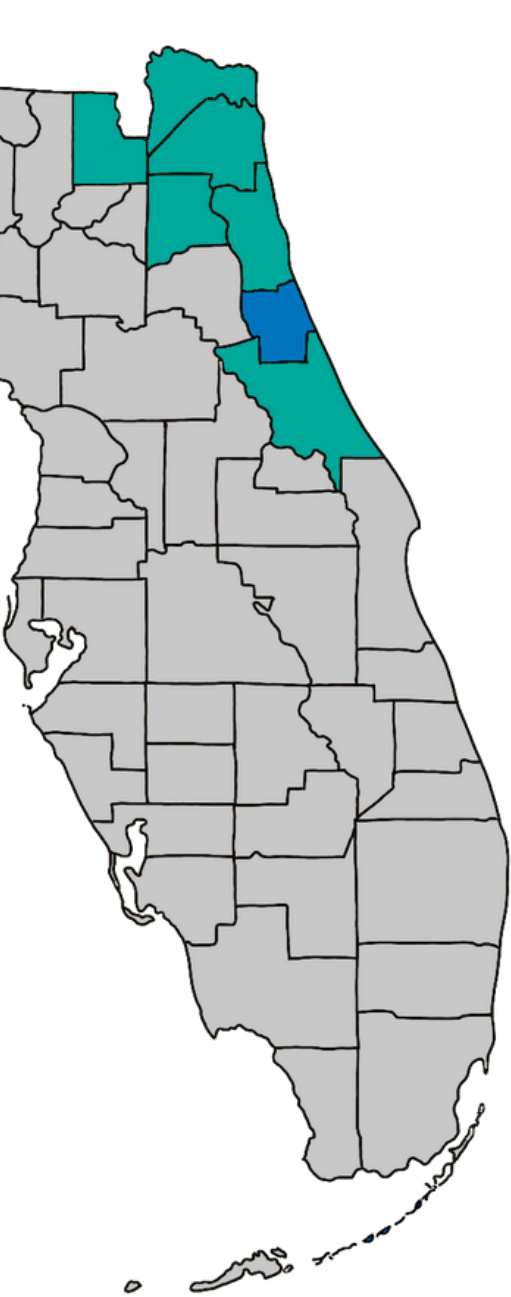




OUR VISION:

Northeast Florida will become the healthiest region in the state through evidence-based assessment, data, and planning.



Health Planning
Council OF NORTHEAST
FLORIDA



hpcnef.org



4201 Baymeadows Road, Suite 2
Jacksonville, Florida 32217



(904) 448-4300

COUNTY DEMOGRAPHICS

Population

Flagler County



117,515

0.5% of Florida
Population

Florida



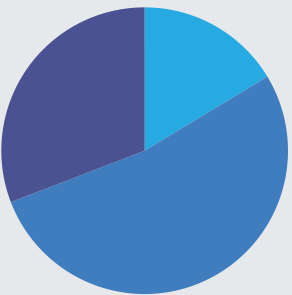
21,634,529

Data Source: U.S. Census Bureau, 2018-2022 American Community Survey 5-Year Estimates, DP05

Age Groups

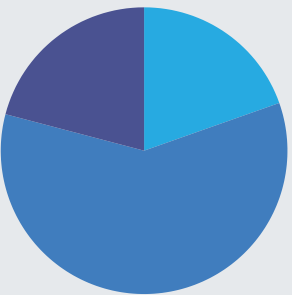
Flagler County

	Estimate	Percent
Under 18	19,306	16.4%
18 - 64	61,912	52.9%
65+	36,297	30.9%



Florida

	Estimate	Percent
Under 18	4,235,429	19.6%
18 - 64	12,878,453	59.5%
65+	4,520,647	20.9%



Data Source: U.S. Census Bureau, 2018-2022 American Community Survey 5-Year Estimates, S0101

Gender

Flagler County



51.7%

60,714 Females



48.3%

56,801 Males

Florida



50.8%

10,987,743 Females



49.2%

10,646,786 Males

Data Source: U.S. Census Bureau, 2018-2022 American Community Survey 5-Year Estimates, DP05

Race / Ethnicity

Flagler County

Florida

	Estimate	Percent	Estimate	Percent
One Race	109,920	93.5%	18,891,062	87.3%
White	91,349	77.7%	13,807,410	63.8%
Black or African American	10,786	9.2%	3,355,703	15.5%
American Indian & Alaskan Native	166	0.1%	59.197	0.3%
Asian	2,911	2.5%	609.990	2.8%
Native Hawaiian & Other Pacific Islander	132	0.1%	13,200	0.1%
Some other race	4,576	3.9%	1,045,557	4.8%
Two or more races	7,595	6.5%	2,743,467	12.7%
Hispanic or Latino (of any race)	13,212	11.2%	5,738,283	26.5%

Data Source: U.S. Census Bureau, 2018-2022 American Community Survey 5-Year Estimates, DP05

COUNTY DEMOGRAPHICS

Flagler County



Individuals with
Disabilities
17,989



Individuals with
Hearing Disabilities
6,207



Individuals with
Vision Disabilities
2,934



Individuals with
Cognitive Disabilities
5,907



Individuals with an
Ambulatory Difficulty
9,004



Individuals with
a Self-Care Difficulty
2,770



Individuals with an
Independent Living
Difficulty
6,346



Veterans
10,698

Florida



Individuals with
Disabilities
2,875,501



Individuals with
Hearing Disabilities
811,779



Individuals with
Vision Disabilities
539,298



Individuals with
Cognitive Disabilities
1,065,376



Individuals with an
Ambulatory Difficulty
1,478,924



Individuals with
a Self-Care Difficulty
536,019



Individuals with an
Independent Living
Difficulty
996,878



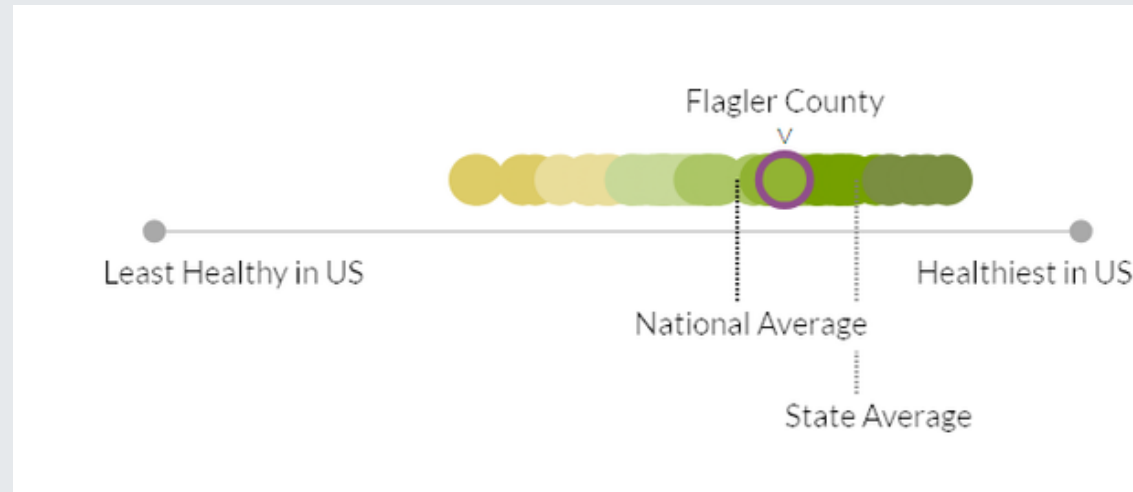
Veterans
1,369,719

COUNTY HEALTH RANKINGS, FLAGLER COUNTY, 2024

Health Outcomes: 23rd out of 67 counties

*declined from 2023

Health Outcomes tell us how long people live on average within a community, and how much physical and mental health people experience in a community while they are alive. Health Outcomes includes quality of life and length of life.

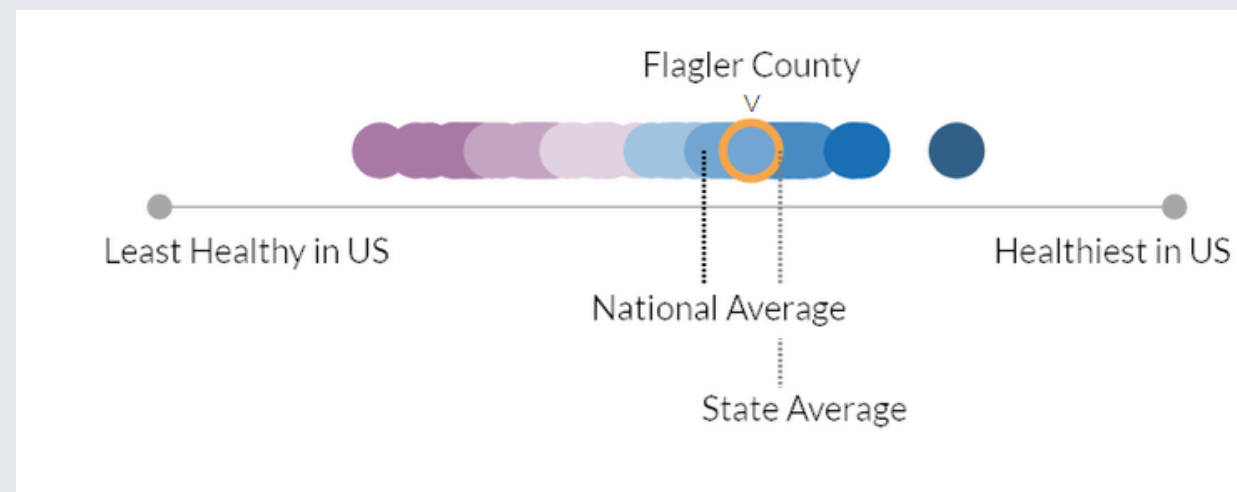


Flagler County is faring worse than the average county in Florida for Health Outcomes, and better than the average county in the nation.

Health Factors: 23rd out of 67 counties

*improved from 2023

Health Factors represent those things we can improve to live longer and healthier lives. Health Factors include health behaviors, clinical care, social and economic factors, and the physical environment.



Flagler County is faring worse than the average county in Florida for Health Factors, and about the same as the average county in the nation.

Areas of Strength: low rate of physical inactivity

Opportunities for Improvement: higher rate of adult smoking, high rate of adult obesity and a high rate of excessive drinking.

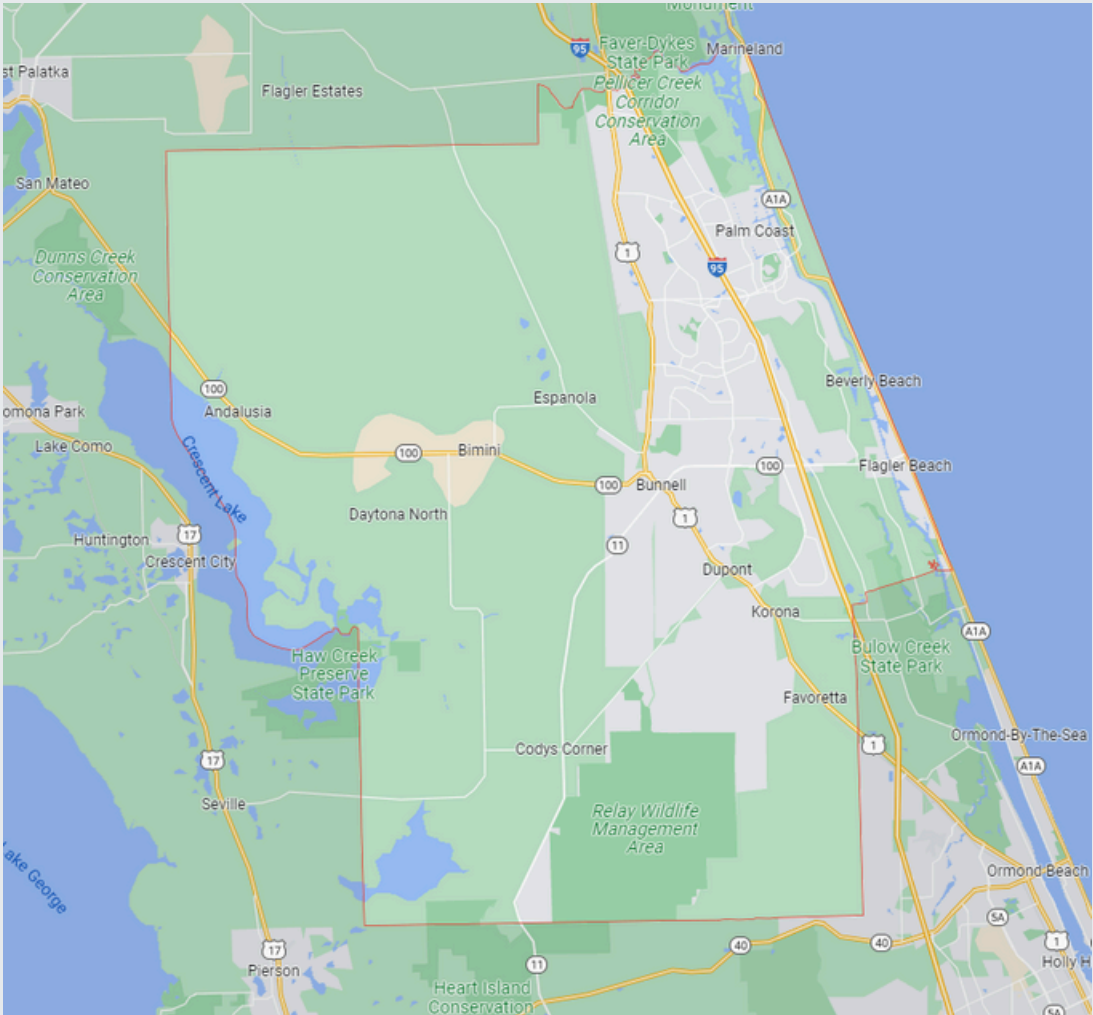
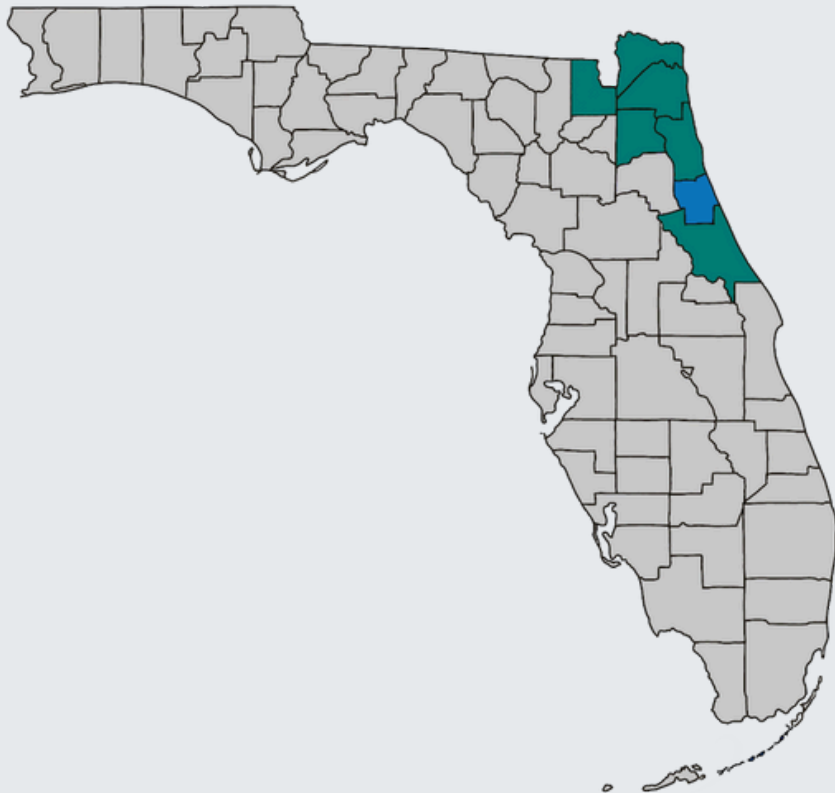
Data Note: County rankings for health outcomes and health factors were determined by analyzing the national z-scores provided on the County Health Rankings & Roadmaps website. A lower z-score correlated with a higher ranking, while a higher z-score correlated with a lower ranking.

Data Source: Robert Wood Johnson Foundation (2024); retrieved from County Health Rankings and Roadmaps

NEIGHBORHOOD & BUILT ENVIRONMENT

Geography and Governance

Flagler County is 31 miles south of St. Augustine and 24 miles north of Daytona Beach. The county comprises five municipalities – Beverly Beach, Bunnell, Flagler Beach, Marineland, and Palm Coast. The municipalities have incorporated roughly 48 percent of the land area within Flagler County. While most of the county’s population lives on Palm Coast, the city of Bunnell has the largest landmass. The remaining 52 percent of the land is within the unincorporated area of Flagler County. The Atlantic Ocean Beachfront is 18 miles long with pristine beaches. There are more than 40 parks and preserves and 90+ miles of hiking, biking, and paddling trails. Flagler County is desirable for tourists, visitors, residents, and businesses. Flagler County’s population is distributed among its five municipalities and unincorporated areas



Total Households
47,549



Median Gross Rent
\$1,561



Total Affordable
Housing Units
281



Total Homeless
61



Percentage of
Sidewalks with Barriers
20%



Total Miles of
Bike Lanes
72



People Living Within
1/2 Mile of a Healthy
Food Source
9.7%



Nearby State
Parks
3



People Living Within
1/2 Mile of a Park
28.9%

Data Sources: U.S. Census Bureau, 2018-2022 American Community Survey 5-Year Estimates, DP03; U.S. Census Bureau, 2018-2022 American Community Survey 5-Year Estimates, DP04; Florida Department of Elder Affairs Profile of Older Adults, 2023; Florida Department of Environmental Protection, 2021; Florida Environmental Public Health Tracking, 2022; Florida Department of Children and Families, 2022; FL Health Charts Homeless Estimate, 2023

NEIGHBORHOOD & BUILT ENVIRONMENT

Social Vulnerability Index (SVI)

Social vulnerability is a set of factors such as poverty, lack of access to transportation, and crowded housing that may weaken a community’s ability to prevent human suffering and financial loss in a disaster. An area receives a Social Vulnerability Index Score (SVI) from 0 to 1.0 in which 0 is the lowest vulnerability and 1.0 is the highest vulnerable population.

- Socioeconomic status** (below 150% poverty, unemployed, housing cost burden, no high school diploma, no health insurance)
- Household characteristics** (aged 65 or older, aged 17 or younger, civilian with a disability, single-parent households, English language proficiency)
- Racial and ethnic minority status** (Hispanic or Latino (of any race); Black and African American, Not Hispanic or Latino; American Indian and Alaska Native, Not Hispanic or Latino; Asian, Not Hispanic or Latino; Native Hawaiian and Other Pacific Islander, Not Hispanic or Latino; Two or More Races, Not Hispanic or Latino; Other Races, Not Hispanic or Latino)
- Housing type & transportation** (multi-unit structures, mobile homes, crowding, no vehicle, group quarters)

Flagler County SVI	
Factor	Score
Overall SVI	0.3121
Socioeconomic Status	0.4559
Household Characteristics	0.5597
Racial and Ethnic Minority Status	0.6277
Housing Type and Transportation	0.0554

Flagler County’s overall SVI rate is 0.3121, which indicates a low to medium level of vulnerability compared to other communities. This means that Flagler County is less likely to experience negative outcomes during emergencies, disasters, or disease outbreaks. When considering thematic SVI, the Racial and Ethnic Minority Status has the highest SVI (0.6277), and the Housing Type and Transportation (0.0554) has the lowest.

ECONOMIC STABILITY

Flagler County



Per Capita Income
\$40,463



Median Household
Income
\$69,251



Unemployment Rate
3.8%



Population 16+ in Labor Force **50.0%**



Social Security Benefit
Recipients (Age 65+)
34,865



Individuals Below
Poverty Level
11,382



Children in Foster
Care
61


Florida



Per Capita Income
\$38,850



Median Household
Income
\$67,917



Unemployment Rate
5.0%



Population 16+ in Labor Force **59.4%**



Social Security Benefit
Recipients (Age 65+)
3,928,080



Individuals Below
Poverty Level
2,725,633



Children in Foster
Care
21,031

Data Sources: U.S. Census Bureau, 2018-2022 American Community Survey 5-Year Estimates, DP03; Florida Health CHARTS, Individuals Below Poverty Level, 2022; Florida Health CHARTS, Children in Foster Care (Aged 0-17 Years), 2023; Florida Department of Elder Affairs Profile of Older Adults, 2023

EDUCATION ACCESS & QUALITY

Health Literacy

Health literacy is the degree to which individuals can obtain, process, and understand basic health information. Low health literacy is linked to poor health, higher rates of chronic disease, and higher mortality rates.

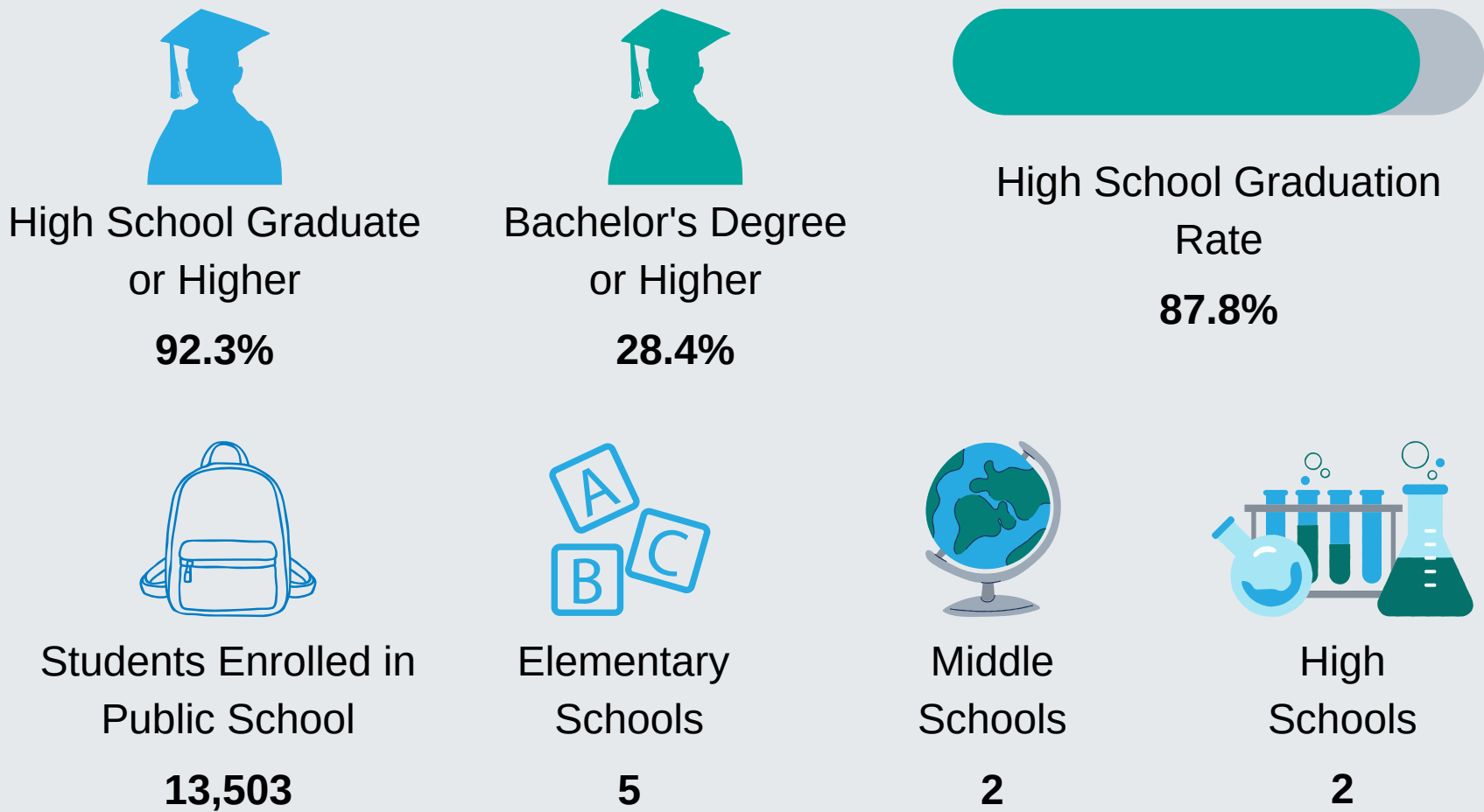
Health Insurance Literacy

Health insurance literacy is the ability to understand, choose, manage, and efficiently utilize health insurance plans. Health insurance literacy is crucial to affordable and effective healthcare decisions and outcomes.

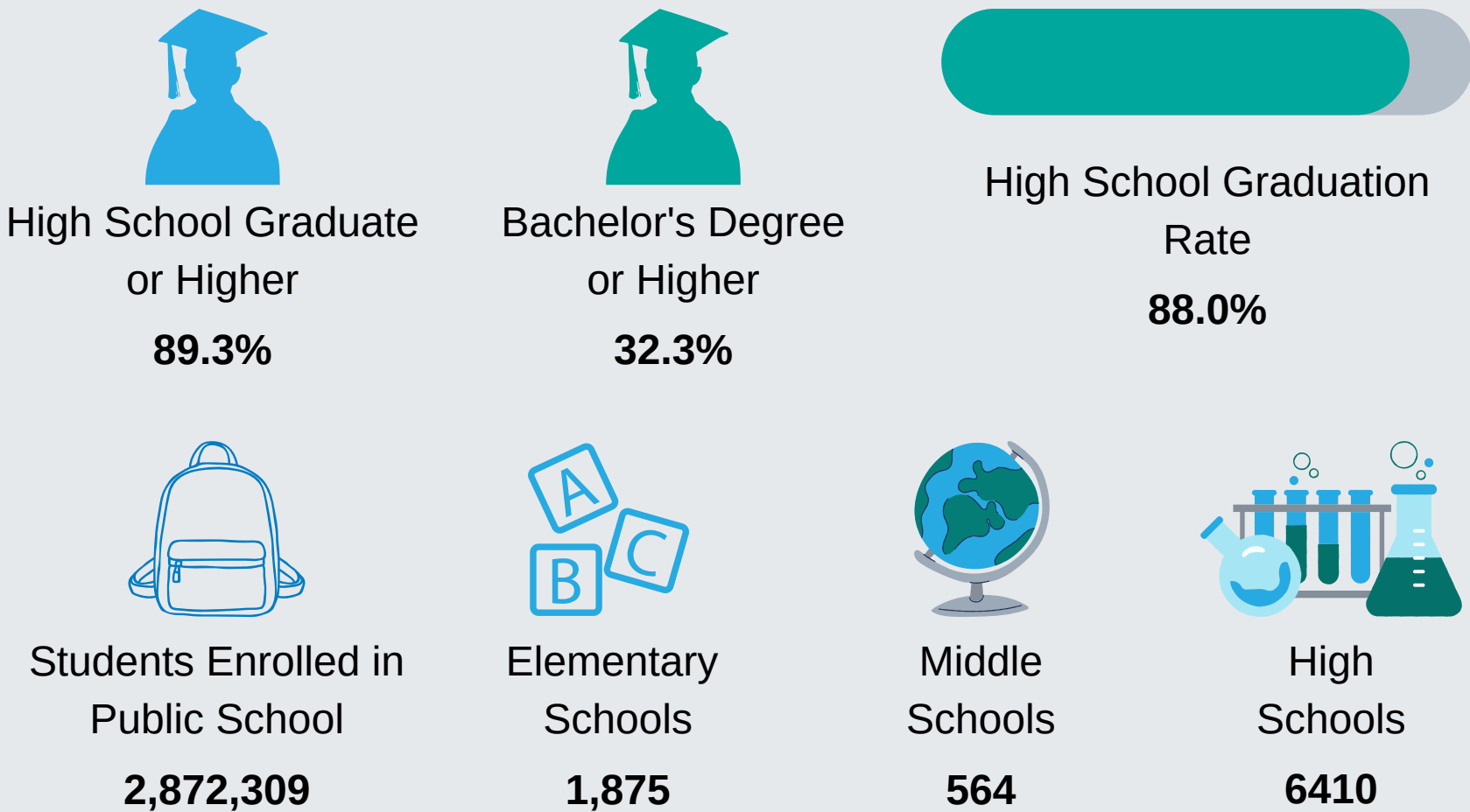
Digital Literacy

Digital literacy is the ability to use information and communication technologies to find, evaluate, create, and communicate information, requiring both cognitive and technical skills.

Flagler County



Florida



HEALTHCARE ACCESS & QUALITY

Flagler County

Licensed Providers



155

Medical Doctors
(MDs, Physicians)



9

Family Practice
Physicians



2

Pediatricians



36

Physician
Assistants



29

Internal Medicine
Physicians



203

Advanced Practice
Registered Nurses



7

OBGYNs



182

Paramedics



48

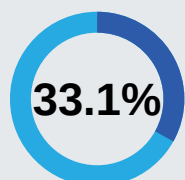
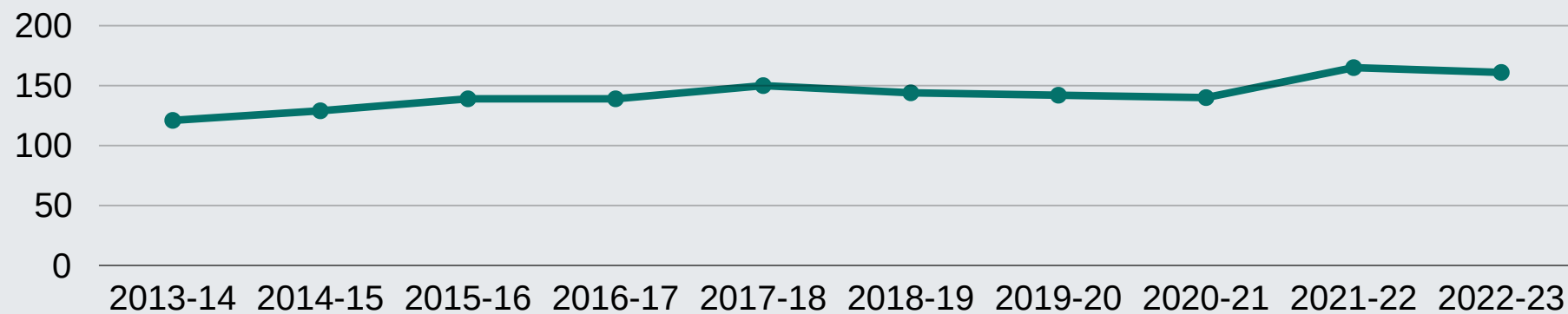
Dentists
(DMD, DDS)



72

Dental
Hygienists

Number of Practicing Physicians



33.1% increase in the number of practicing physicians from 2014-15 to 2022-23

Florida

Licensed Providers



59,266

Medical Doctors
(MDs, Physicians)



3,009

Family Practice
Physicians



3,746

Pediatricians



11,576

Physician
Assistants



10,489

Internal Medicine
Physicians



43,134

Advanced Practice
Registered Nurses



1,958

OBGYNs



32,981

Paramedics



13,955

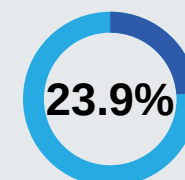
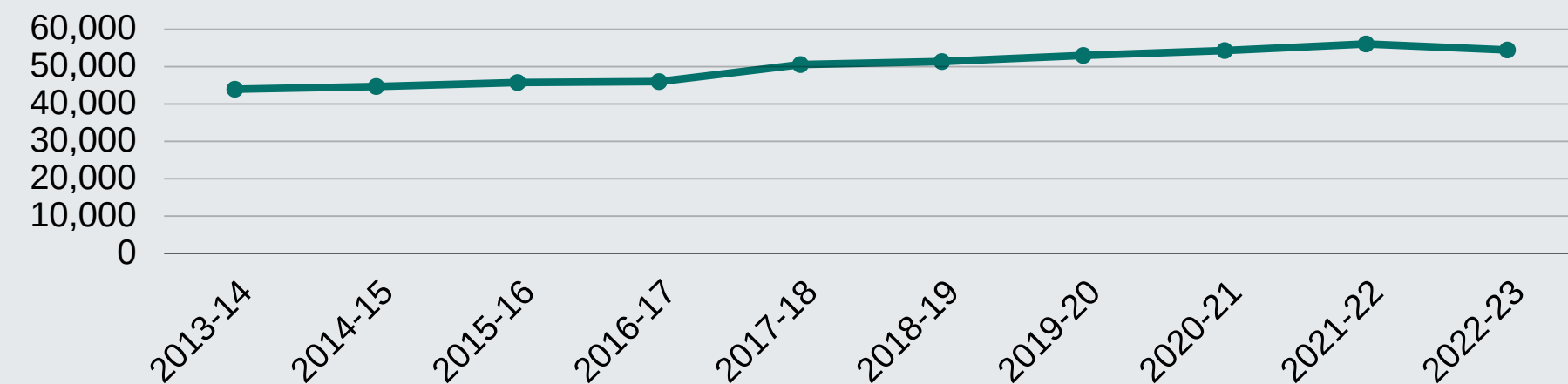
Dentists
(DMD, DDS)



14,983

Dental
Hygienists

Number of Practicing Physicians

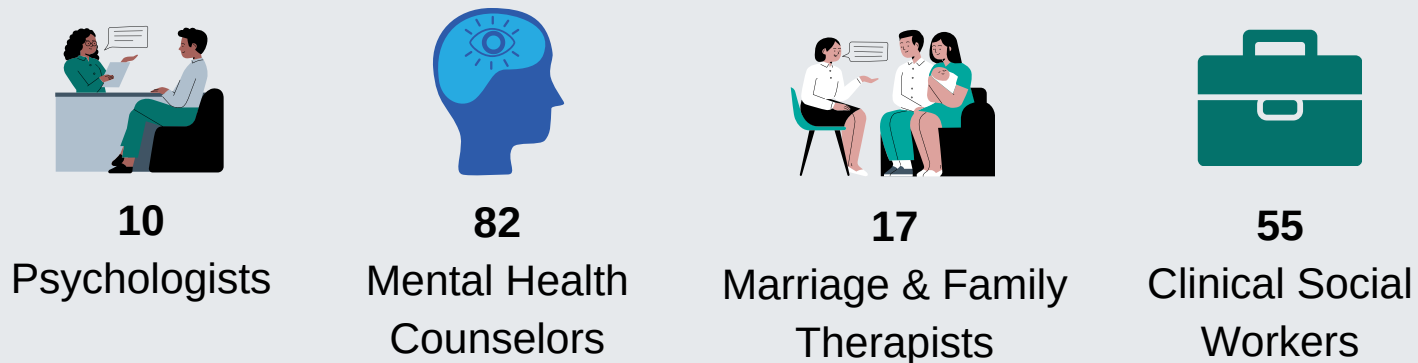


23.9% increase in the number of practicing physicians from 2014-15 to 2022-23


HEALTHCARE ACCESS & QUALITY

Flagler County

Licensed Mental Health Professionals

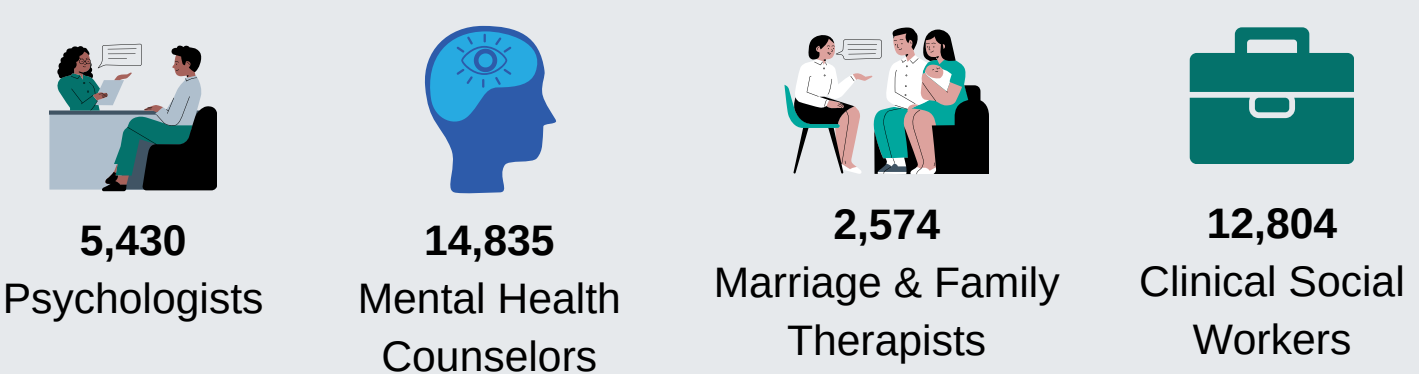


Hospital Beds

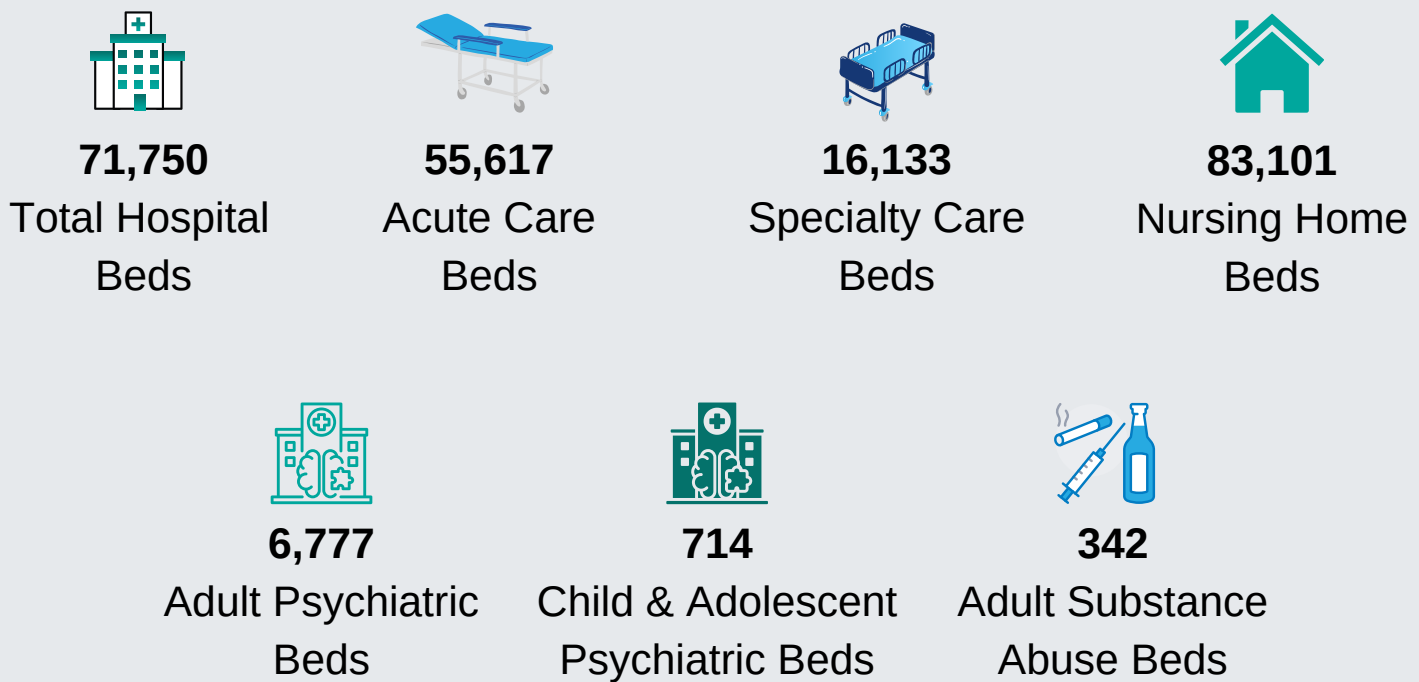


Florida

Licensed Mental Health Professionals



Hospital Beds






HEALTHCARE ACCESS & QUALITY

Health Insurance Coverage

	Flagler County		Florida	
	Estimate	Percent	Estimate	Percent
Total Population	116,843	-	21,300,363	-
With health insurance coverage	103,634	88.7%	18,679,638	87.7%
With private health insurance	74,351	63.6%	13,487,799	63.3%
With public coverage	51,304	36.1%	7,838,740	36.8%
No health insurance coverage	13,209	11.3%	2,620,725	12.3%

Health Professional Shortage Area (HPSA)









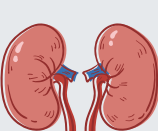

	Designation Status	Designation Type
 <div>Primary Health Professional Shortage</div>	Yes	Low Income Population, Federally Qualified Health Center
 <div>Dental Health Professional Shortage</div>	Yes	Low Income Population, Federally Qualified Health Center
 <div>Mental Health Professional Shortage</div>	Yes	Low Income Population, Federally Qualified Health Center

Medically Underserved Area (MUA)










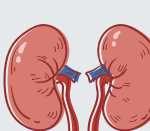
MUA	Service Area Name	Designation Type
06160	Low-Income Population of Flagler	Medically Underserved Area

LEADING CAUSES OF DEATH




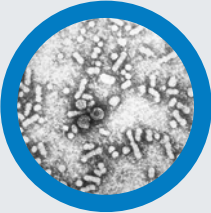
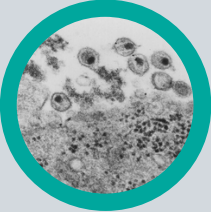
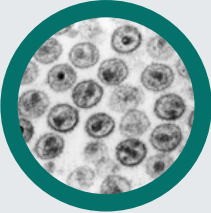
Flagler County

		Number of Deaths	Percent of Deaths
	HEART DISEASE	380	21.79%
	CANCER	374	21.44%
	STROKE	118	6.77%
	UNINTENTIONAL INJURY	95	5.45%
	CHRONIC LOWER RESPIRATORY DISEASE	92	5.28%
	COVID-19	74	4.24%
	DIABETES	52	2.98%
	ALZHEIMER'S DISEASE	48	2.75%
	NEPHRITIS, NEPHROTIC SYNDROME, & NEPHROSIS	38	2.18%
	HYPERTENSION	32	1.83%

Florida

		Number of Deaths	Percent of Deaths
	HEART DISEASE	49,836	20.86%
	CANCER	46,978	19.66%
	UNINTENTIONAL INJURY	17,123	7.17%
	STROKE	16,372	6.85%
	COVID-19	12,158	5.09%
	CHRONIC LOWER RESPIRATORY DISEASE	11,167	4.67%
	DIABETES	7,550	3.16%
	ALZHEIMER'S DISEASE	6,397	2.68%
	CHRONIC LIVER DISEASE AND CIRRHOSIS	3,846	1.61%
	NEPHRITIS, NEPHROTIC SYNDROME, & NEPHROSIS	3,819	1.60%

INFECTIOUS DISEASES

		Flagler County	Florida
	Chlamydia is a common sexually transmitted infection (STI) caused by bacteria. Chlamydia affects mostly young women, but it can occur in both men and women and in all age groups.	264 Cases	106,873 Cases
	COVID-19 is the disease caused by SARS-CoV-2, the coronavirus that emerged in December 2019. It was declared a pandemic on March 11, 2020 and cases continue to occur. The coronavirus can be spread from person to person and the best way to protect yourself is to get vaccinated and boosted when you are eligible, follow testing guidelines, wear a mask, wash your hands and practice physical distancing.	2,392 Cases	582,946 Cases
	Infectious Syphilis is a bacterial infection usually spread by sexual contact. The disease starts as a painless sore — typically on the genitals, rectum or mouth. Syphilis spreads from person to person via skin or mucous membrane contact with these sores.	11 Cases	4,618 Cases
	Hepatitis B (chronic) is a serious liver infection caused by the hepatitis B virus (HBV). For some people, hepatitis B infection becomes chronic, meaning it lasts more than six months. Having chronic hepatitis B increases your risk of developing liver failure, liver cancer or cirrhosis — a condition that permanently scars the liver.	15 Cases	12,518 Cases
	HIV is a sexually transmitted infection (STI). It can also be spread by contact with infected blood and from illicit injection drug use or sharing needles. It can also be spread from mother to child during pregnancy, childbirth or breastfeeding.	12 Cases	4,606 Cases
	Acquired Immunodeficiency Syndrome (AIDS) is a chronic, potentially life-threatening condition caused by the human immunodeficiency virus (HIV). By damaging your immune system, HIV interferes with your body's ability to fight infection and disease.	5 Cases	1,983 Cases

MATERNAL & CHILD HEALTH

Flagler County




Total Births
896



Births to Teen Mothers
15 - 19
27




Births to Mothers 36+
146



C-Section Births
320



Mothers who Initiated
Breastfeeding
773



Births to Mothers who
Smoked during
Pregnancy
23

Florida




Total Births
224,403



Births to Teen Mothers
15-19
8,138



Births to Mothers 36+
38,176



C-Section Births
80,508



Mothers who Initiated
Breastfeeding
194,654



Births to Mothers who
Smoked during
Pregnancy
5,186

	Flagler County	Florida
	Estimate	Estimate
Maternal Deaths	0	34
Infant Deaths	3	1,346
White Infant Deaths	3	690
Black Infant Deaths	0	538
Hispanic Infant Deaths	1	371
Non-Hispanic Infant Deaths	2	923
Sudden Unexpected Infant Deaths (SUID)	0	217

SOCIAL & COMMUNITY CONTEXT

Flagler County



Suicide Deaths
22



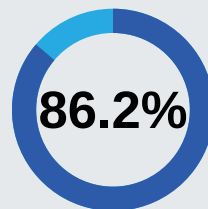
Overdose Deaths
28



Hospitalizations for
Non-Fatal Self-Harm
Injuries
28



Hospitalizations for
Mental and Behavioral
Health Disorders
853




Adults with Good
Mental Health



Adults who Engage in
Heavy or Binge Drinking
16.0%



Substance Abuse Program
Enrollees
4 Children
239 Adults



Total Index Crimes
385

*6.4% increase from
2021 to 2022

Crimes	Count
Murder	10
Rape	8
Robbery	6
Aggravated Assault	77
Burglary	64
Larceny	137
Motor Vehicle Theft	83

Florida



Suicide Deaths
3,445



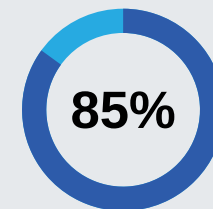
Overdose Deaths
7,769



Hospitalizations for
Non-Fatal Self-Harm
Injuries
7,772



Hospitalizations for
Mental and Behavioral
Health Disorders
392,696



Adults with Good
Mental Health



Adults who Engage in
Heavy or Binge Drinking
18.0%



Substance Abuse Program
Enrollees
11,149 Children
66,091 Adults



Total Index Crimes
107,603

*8.0% increase from
2021 to 2022

Crimes	Count
Murder	2,295
Rape	2,296
Robbery	6,176
Aggravated Assault	22,865
Burglary	20,951
Larceny	42,658
Motor Vehicle Theft	10,362