



OUR VISION:


Northeast Florida will become the healthiest region in the state through evidence-based assessment, data, and planning.



Health Planning
Council OF NORTHEAST
FLORIDA

 hpcnef.org

 4201 Baymeadows Road, Suite 2
Jacksonville, Florida 32217

 (904) 448-4300

COUNTY DEMOGRAPHICS

Population

Duval County



1,007,189

4.6% of Florida Population

Florida



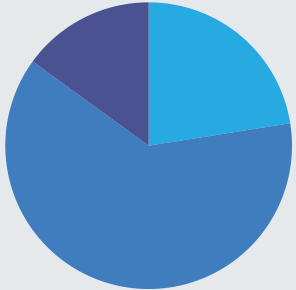
21,928,881

Data Source: U.S. Census Bureau, 2019-2023 American Community Survey 5-Year Estimates, DP05

Age Groups

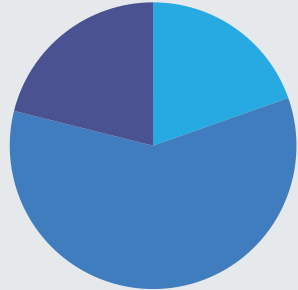
Duval County

	Estimate	Percent
Under 18	226,707	22.5%
18 - 64	629,612	62.5%
65+	150,870	15.0%



Florida

	Estimate	Percent
Under 18	4,305,366	19.6%
18 - 64	12,992,782	59.3%
65+	4,630,733	21.1%



Data Source: U.S. Census Bureau, 2019-2023 American Community Survey 5-Year Estimates, S0101

Gender

Duval County



51.5%

518,376 Females



48.5%

488,813 Males

Florida



50.9%

11,155,261 Females



49.1%

10,773,620 Males

Data Source: U.S. Census Bureau, 2019-2023 American Community Survey 5-Year Estimates, DP05

Race / Ethnicity

Duval County

Florida

	Estimate	Percent	Estimate	Percent
One Race	911,994	90.5%	18,431,089	84.0%
White	531,480	52.8%	13,136,701	59.9%
Black or African American	291,322	28.9%	3,363,769	15.3%
American Indian & Alaskan Native	2,004	0.2%	66,779	0.3%
Asian	48,352	4.8%	628,137	2.9%
Native Hawaiian & Other Pacific Islander	691	0.1%	13,136	0.1%
Some other race	38,145	3.8%	1,222,567	5.6%
Two or more races	95,195	9.5%	3,497,792	16.0%
Hispanic or Latino (of any race)	118,365	11.8%	5,865,737	26.7%

Data Source: U.S. Census Bureau, 2019-2023 American Community Survey 5-Year Estimates, DP05

COUNTY DEMOGRAPHICS

Duval County



Individuals with Disabilities
131,267



Individuals with Hearing Disabilities
29,835



Individuals with Vision Disabilities
24,799



Individuals with Cognitive Disabilities
52,207



Individuals with an Ambulatory Difficulty
67,721



Individuals with a Self-Care Difficulty
23,367



Individuals with an Independent Living Difficulty
42,193



Veterans
80,535

Florida



Individuals with Disabilities
2,924,178



Individuals with Hearing Disabilities
824,233



Individuals with Vision Disabilities
545,288



Individuals with Cognitive Disabilities
1,093,165



Individuals with an Ambulatory Difficulty
1,484,665



Individuals with a Self-Care Difficulty
534,627



Individuals with an Independent Living Difficulty
1,004,594



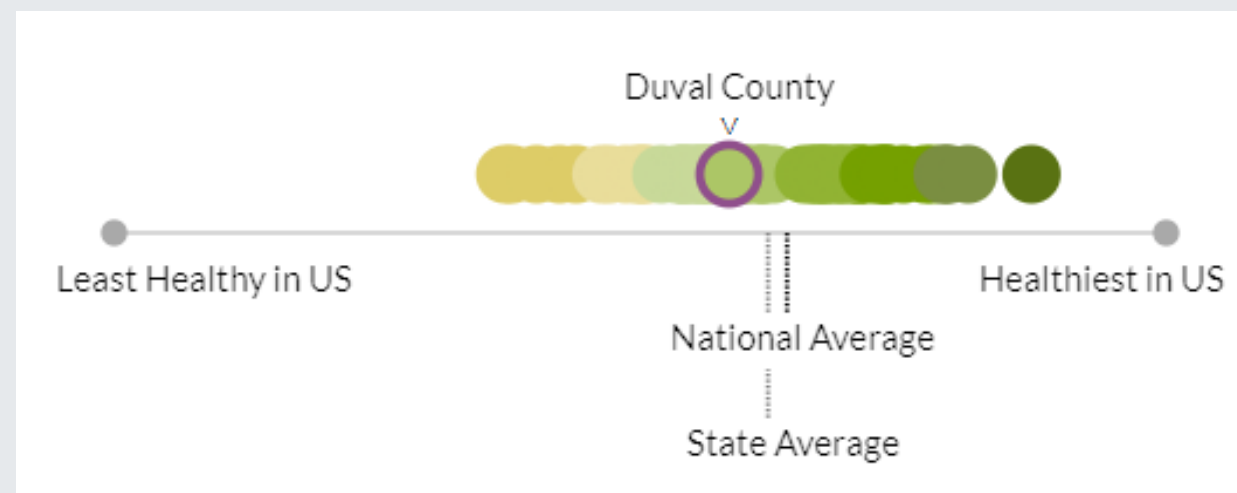
Veterans
1,347,330

COUNTY HEALTH RANKINGS, DUVAL COUNTY, 2025

Population Health and Well-Being: 41st out of 67 counties

*same as 2024

Population Health and Well-Being tells us how long people live on average within a community, and how much physical and mental health people experience in a community while they are alive. Population Health and Well-Being includes quality of life and length of life.

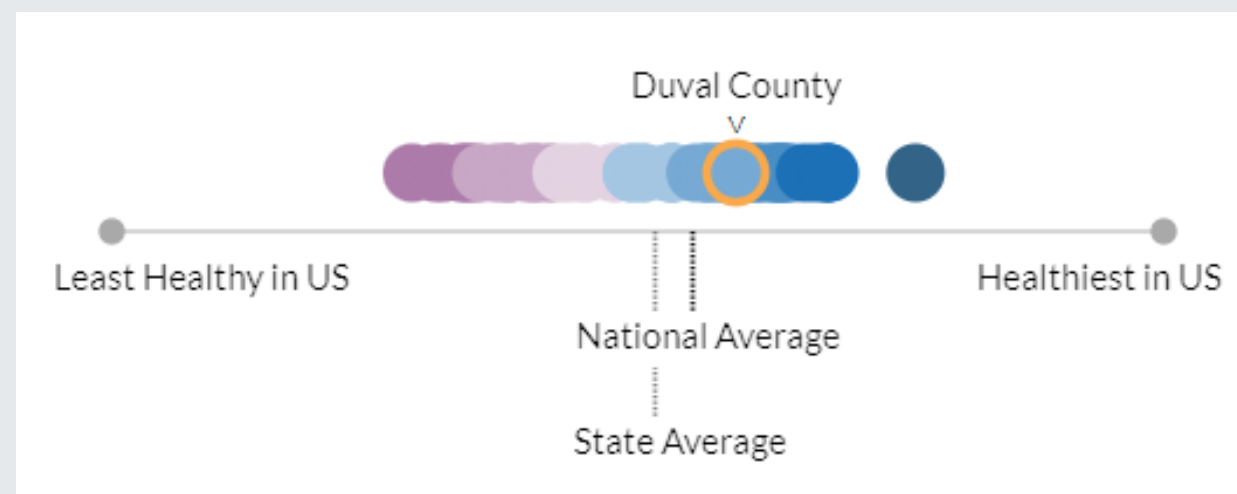


Duval County is faring about the same as the average county in Florida for Population Health and Well-being, and about the same as the average county in the nation.

Community Conditions: 22nd out of 67 counties

*improved from 2024

Community Conditions represent those things we can improve to live longer and healthier lives. Community Conditions include health infrastructure, physical environment, and social and economic factors.



Duval County is faring slightly better than the average county in Florida for Community Conditions, and about the same as the average county in the nation.

Areas of Strength: access to primary care physicians and dentists

Areas to Explore: higher rate of injury deaths, higher drug overdose rates, high rate of preventable hospital stays and high rate of sexually transmitted infections

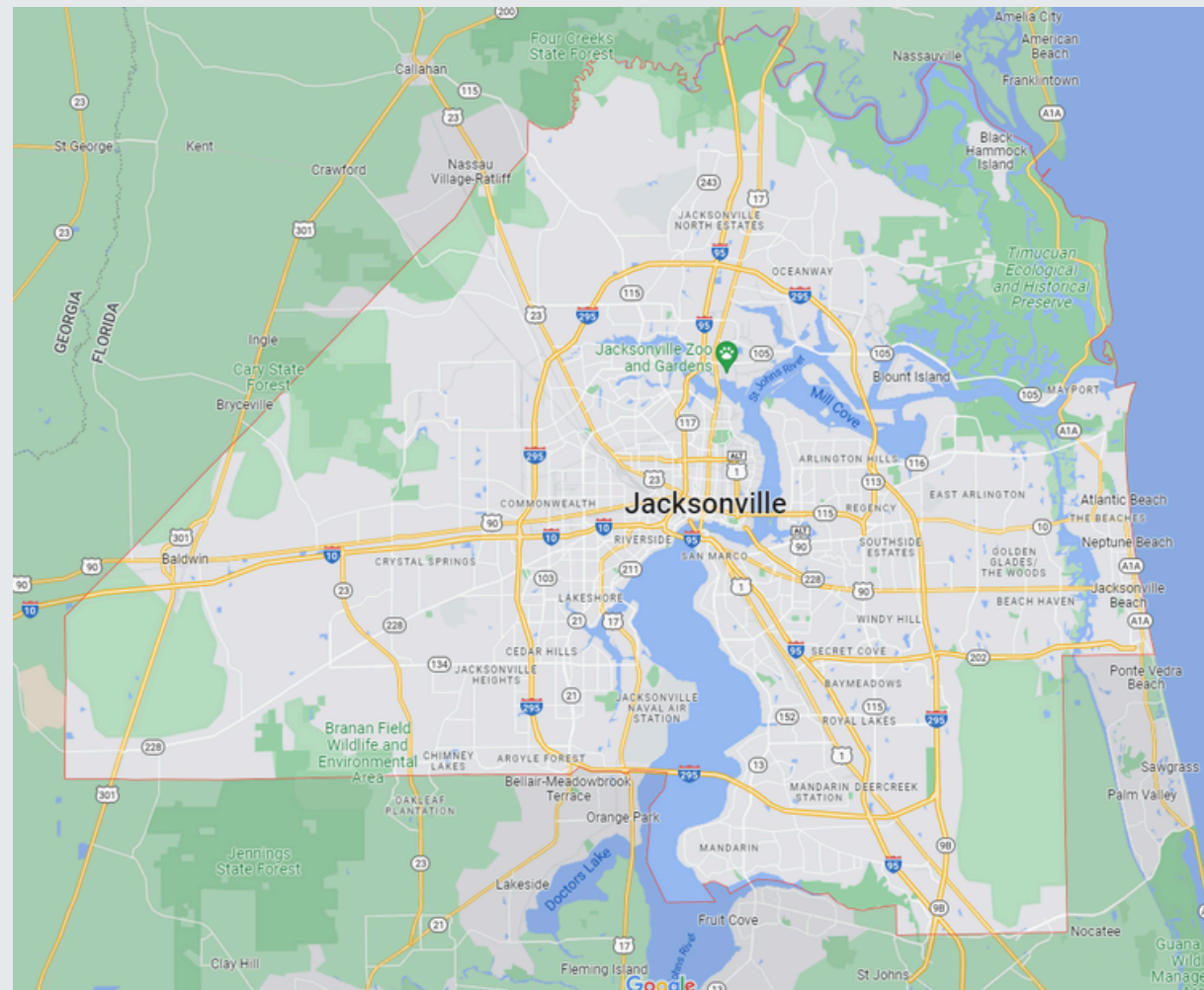
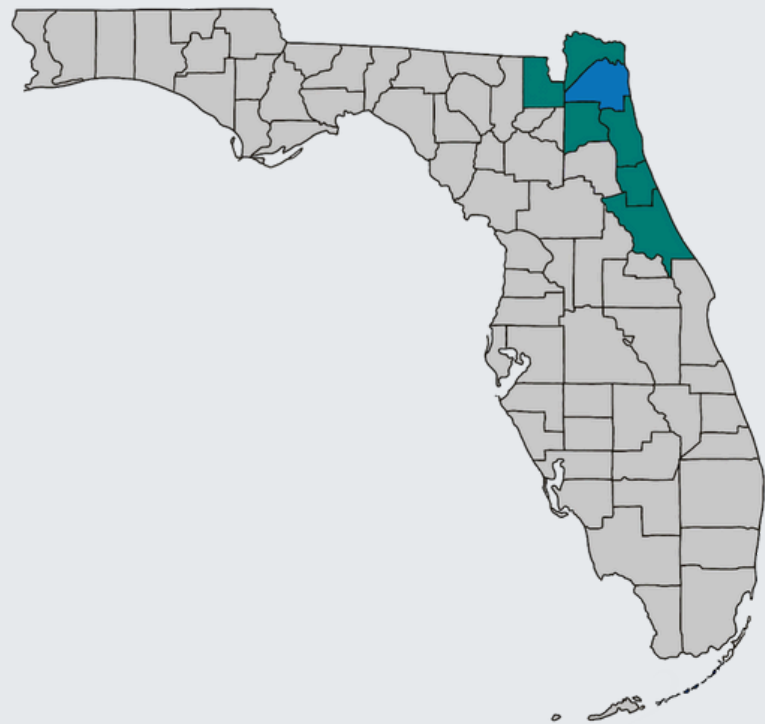
Data Note: County rankings for health outcomes and health factors were determined by analyzing the national z-scores provided on the County Health Rankings & Roadmaps website. A lower z-score correlated with a higher ranking, while a higher z-score correlated with a lower ranking. Names for the two categories changed from Health Outcomes to Population Health and Well-Being and from Health Factors to Community Conditions in 2025.

Data Source: Robert Wood Johnson Foundation (2025); retrieved from County Health Rankings and Roadmaps

NEIGHBORHOOD & BUILT ENVIRONMENT

Geography and Governance

Duval County is a consolidated city-county government located on the northeast coast of Florida. It includes the cities of Jacksonville, Baldwin, and the beach communities of Jacksonville Beach, Neptune Beach, and Atlantic Beach. Jacksonville is the largest city geographically in the contiguous forty-eight states, and Duval County has a land area of over 800 square miles. Urban, suburban, and pockets of rural areas comprise the geographic make-up of Duval County. On October 1, 1968, the government of Duval County was merged with the government of the City of Jacksonville. However, the Duval County cities of Atlantic Beach, Baldwin, Jacksonville Beach, and Neptune Beach are not included in the corporate limits of Jacksonville.



Total Households
405,139



Median Gross Rent
\$1,385



Total Affordable Housing Units
6,889



Total Homeless
1,209



Percentage of Sidewalks with Barriers
26%



Total Miles of Bike Lanes
431



People Living Within 1/2 Mile of a Healthy Food Source
27.63%



Nearby State Parks
6



People Living Within 1/2 Mile of a Park
43.65%

NEIGHBORHOOD & BUILT ENVIRONMENT

Social Vulnerability Index (SVI)

Social vulnerability is a set of factors such as poverty, lack of access to transportation, and crowded housing that may weaken a community’s ability to prevent human suffering and financial loss in a disaster. An area receives a Social Vulnerability Index Score (SVI) from 0 to 1.0 in which 0 is the lowest vulnerability and 1.0 is the highest vulnerable population.

- Socioeconomic status** (below 150% poverty, unemployed, housing cost burden, no high school diploma, no health insurance)
- Household characteristics** (aged 65 or older, aged 17 or younger, civilian with a disability, single-parent households, English language proficiency)
- Racial and ethnic minority status** (Hispanic or Latino (of any race); Black and African American, Not Hispanic or Latino; American Indian and Alaska Native, Not Hispanic or Latino; Asian, Not Hispanic or Latino; Native Hawaiian and Other Pacific Islander, Not Hispanic or Latino; Two or More Races, Not Hispanic or Latino; Other Races, Not Hispanic or Latino)
- Housing type & transportation** (multi-unit structures, mobile homes, crowding, no vehicle, group quarters)

Duval County SVI	
Factor	Score
Overall SVI	0.7935
Socioeconomic Status	0.7105
Household Characteristics	0.6144
Racial and Ethnic Minority Status	0.8711
Housing Type and Transportation	0.8062

Duval County’s overall SVI rate is 0.7935, which indicates a high level of vulnerability compared to other communities. This means that Duval County is more likely to experience negative outcomes during emergencies, disasters, or disease outbreaks. When considering thematic SVI, the Racial and Ethnic Minority Status factor has the highest SVI (0.8711), and the Household Characteristics factor (0.6144) has the lowest.

Data Source: Centers for Disease Control and Prevention | Agency for Toxic Substances and Disease Registry | Social Vulnerability Index, 2022

ECONOMIC STABILITY


Duval County




Per Capita Income
\$38,827



Median Household
Income
\$68,447



Unemployment Rate
4.5%



Population 16+ in Labor Force **65.4%**



Social Security Benefit
Recipients (Age 65+)
137,985



Individuals Below
Poverty Level
143,754



Children in Foster
Care
1,416

Florida




Per Capita Income
\$41,055



Median Household
Income
\$71,711



Unemployment Rate
4.8%



Population 16+ in Labor Force **59.6%**



Social Security Benefit
Recipients (Age 65+)
4,039,355



Individuals Below
Poverty Level
2,707,698



Children in Foster
Care
20,627

EDUCATION ACCESS & QUALITY

Health Literacy

Health literacy is the degree to which individuals can obtain, process, and understand basic health information. Low health literacy is linked to poor health, higher rates of chronic disease, and higher mortality rates.

Health Insurance Literacy

Health insurance literacy is the ability to understand, choose, manage, and efficiently utilize health insurance plans. Health insurance literacy is crucial to affordable and effective healthcare decisions and outcomes.

Digital Literacy

Digital literacy is the ability to use information and communication technologies to find, evaluate, create, and communicate information, requiring both cognitive and technical skills.


Duval County



High School Graduate
or Higher
91.0%



Bachelor's Degree
or Higher
33.1%



High School Graduation
Rate
87.2%




Students Enrolled in
Public School
130,054



Elementary
Schools
105



Middle
Schools
25



High
Schools
28


Florida



High School Graduate
or Higher
89.6%




Bachelor's Degree
or Higher
33.2%



High School Graduation
Rate
88.0%



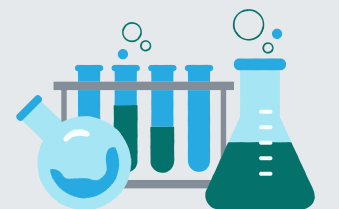
Students Enrolled in
Public School
2,859,655



Elementary
Schools
1,870



Middle
Schools
561



High
Schools
633

HEALTHCARE ACCESS & QUALITY

Duval County

Licensed Providers



3,447

Medical Doctors
(MDs, Physicians)



227

Family Practice
Physicians



280

Pediatricians



692

Physician
Assistants



642

Internal Medicine
Physicians



1,930

Advanced Practice
Registered Nurses



119

OBGYNs



1,496

Paramedics



570

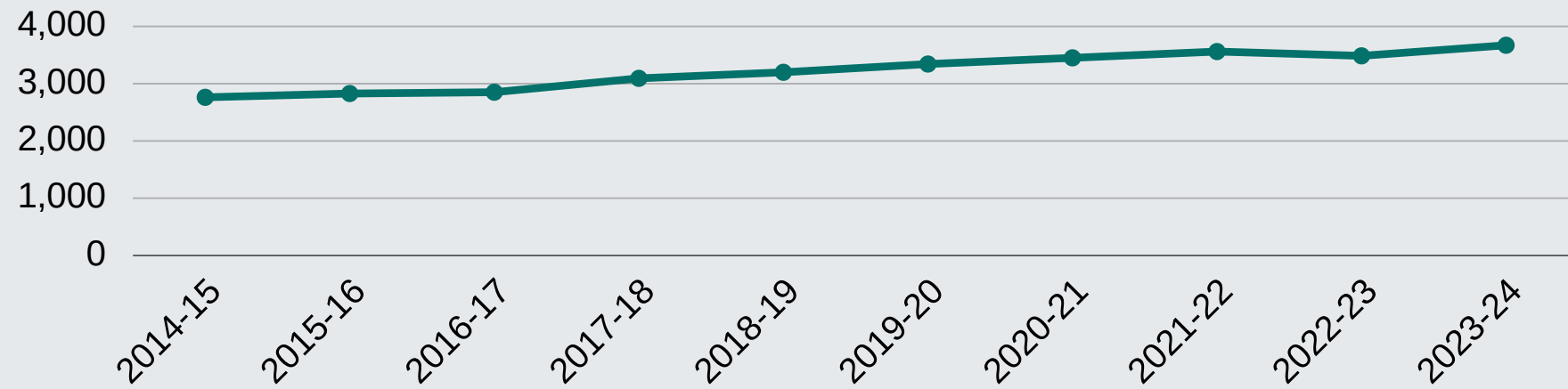
Dentists
(DMD, DDS)



569

Dental
Hygienists

Number of Practicing Physicians



32.9%

increase in the number of practicing physicians from 2014-15 to 2023-24

Florida

Licensed Providers



60,982

Medical Doctors
(MDs, Physicians)



4,349

Family Practice
Physicians



5,070

Pediatricians



11,968

Physician
Assistants



10,992

Internal Medicine
Physicians



47,254

Advanced Practice
Registered Nurses



2,007

OBGYNs



35,008

Paramedics



14,158

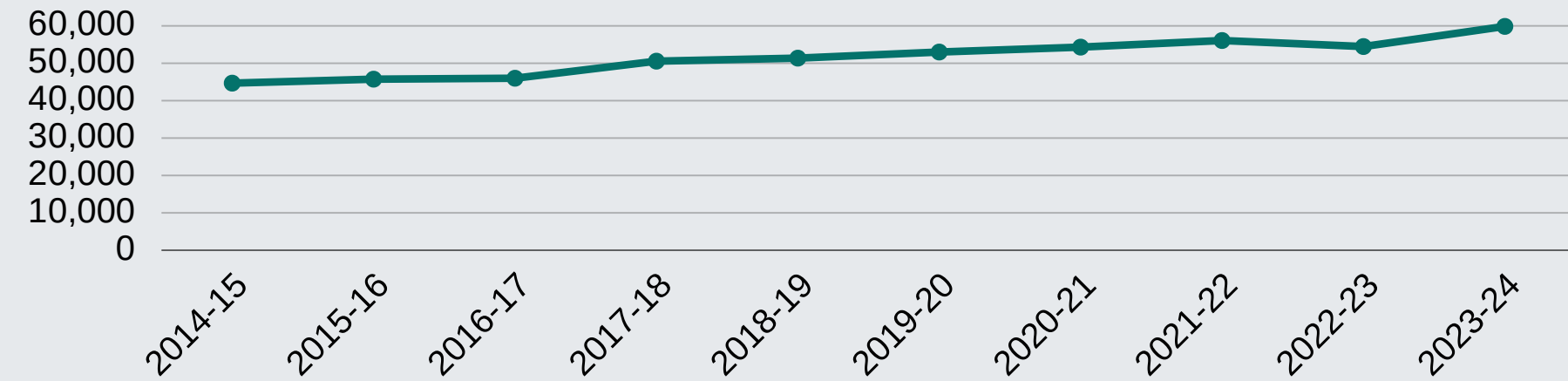
Dentists
(DMD, DDS)



15,571

Dental
Hygienists

Number of Practicing Physicians



34%

increase in the number of practicing physicians from 2014-15 to 2023-24

HEALTHCARE ACCESS & QUALITY

Duval County

Licensed Mental Health Professionals



226

Psychologists



789

Mental Health
Counselors



97

Marriage & Family
Therapists



613

Clinical Social
Workers

Hospital Beds



4,441

Total Hospital
Beds



3,274

Acute Care
Beds



1,167

Specialty Care
Beds



4,324

Nursing Home
Beds



265

Adult Psychiatric
Beds



56

Child & Adolescent
Psychiatric Beds



40

Adult Substance
Abuse Beds

Florida

Licensed Mental Health Professionals



5,433

Psychologists



16,187

Mental Health
Counselors



2,791

Marriage & Family
Therapists



13,935

Clinical Social
Workers

Hospital Beds



69,826

Total Hospital
Beds



56,027

Acute Care
Beds



13,799

Specialty Care
Beds



82,426

Nursing Home
Beds



4,154

Adult Psychiatric
Beds



714

Child & Adolescent
Psychiatric Beds



282




Adult Substance
Abuse Beds

HEALTHCARE ACCESS & QUALITY

Health Insurance Coverage

	Duval County		Florida	
	Estimate	Percent	Estimate	Percent
Total Population	982,567	-	21,591,588	-
With health insurance coverage	869,659	88.5%	19,021,878	88.1%
With private health insurance	639,193	65.1%	13,714,412	63.5%
With public coverage	335,511	34.1%	7,985,837	37.0%
No health insurance coverage	112,908	11.5%	2,569,710	11.9%

Health Professional Shortage Area (HPSA)











	Designation Status	Designation Type
 Primary Health Professional Shortage	Yes	Low Income Population, Federally Qualified Health Center
 Dental Health Professional Shortage	Yes	Low Income Population, Federally Qualified Health Center
 Mental Health Professional Shortage	Yes	Low Income Population, Federally Qualified Health Center

Medically Underserved Area (MUA)











MUA	Service Area Name	Designation Type
00585	Duval Service Area	Medically Underserved Area
00595	Duval Service Area	Medically Underserved Area
00596	Duval Service Area	Medically Underserved Area
00597	Duval Service Area	Medically Underserved Area
06213	Low Income - North Jacksonville	MUP Low Income

LEADING CAUSES OF DEATH




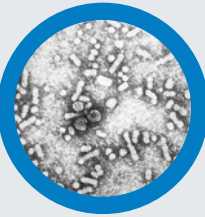
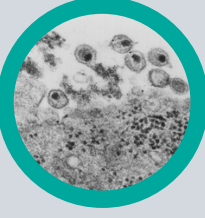
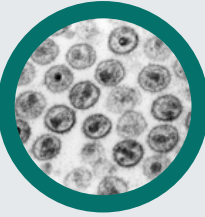
Duval County

	Number of Deaths	Percent of Deaths
 CANCER	1,918	19.76%
 HEART DISEASE	1,818	18.73%
 UNINTENTIONAL INJURY	796	8.20%
 STROKE	633	6.52%
 CHRONIC LOWER RESPIRATORY DISEASE	476	4.90%
 DIABETES	321	3.31%
 NEPHRITIS, NEPHROTIC SYNDROME, & NEPHROSIS	246	2.53%
 HYPERTENSION	190	1.96%
 SUICIDE	176	1.81%
 SEPTICEMIA	161	1.66%

Florida

	Number of Deaths	Percent of Deaths
 HEART DISEASE	48,961	21.38%
 CANCER	47,088	20.56%
 STROKE	16,485	7.20%
 UNINTENTIONAL INJURY	16,435	7.18%
 CHRONIC LOWER RESPIRATORY DISEASE	11,214	4.90%
 DIABETES	7,288	3.18%
 ALZHEIMER'S DISEASE	5,974	2.61%
 COVID-19	3,645	1.59%
 SUICIDE	3,558	1.55%
 CHRONIC LIVER DISEASE AND CIRRHOSIS	3,529	1.54%

INFECTIOUS DISEASES

		Duval County	Florida
	Chlamydia is a common sexually transmitted infection (STI) caused by bacteria. Chlamydia affects mostly young women, but it can occur in both men and women and in all age groups.	8,374 Cases	113,110 Cases
	COVID-19 is the disease caused by SARS-CoV-2, the coronavirus that emerged in December 2019. It was declared a pandemic on March 11, 2020 and cases continue to occur. The coronavirus can be spread from person to person and the best way to protect yourself is to get vaccinated and boosted when you are eligible, follow testing guidelines, wear a mask, wash your hands and practice physical distancing.	20,040 Cases	422,034 Cases
	Infectious Syphilis is a bacterial infection usually spread by sexual contact. The disease starts as a painless sore — typically on the genitals, rectum or mouth. Syphilis spreads from person to person via skin or mucous membrane contact with these sores.	317 Cases	4,376 Cases
	Hepatitis B (chronic) is a serious liver infection caused by the hepatitis B virus (HBV). For some people, hepatitis B infection becomes chronic, meaning it lasts more than six months. Having chronic hepatitis B increases your risk of developing liver failure, liver cancer or cirrhosis — a condition that permanently scars the liver.	396 Cases	5,694 Cases
	HIV is a sexually transmitted infection (STI). It can also be spread by contact with infected blood and from illicit injection drug use or sharing needles. It can also be spread from mother to child during pregnancy, childbirth or breastfeeding.	273 Cases	4,725 Cases
	Acquired Immunodeficiency Syndrome (AIDS) is a chronic, potentially life-threatening condition caused by the human immunodeficiency virus (HIV). By damaging your immune system, HIV interferes with your body's ability to fight infection and disease.	139 Cases	1,981 Cases

Data Sources: Florida Department of Health COVID-19 Cases, 2024 (cases as of 8.27.2025); Florida Department of Health, Bureau of Communicable Diseases, 2023

MATERNAL & CHILD HEALTH

Duval County




Total Births
12,656



Births to Teen Mothers
15-19
535



Births to Mothers 36+
1,862



C-Section Births
4,082



Mothers who Initiated
Breastfeeding
10,020



Births to Mothers who
Smoked during
Pregnancy
407

Florida




Total Births
221,413



Births to Teen Mothers
15-19
8,109



Births to Mothers 36+
38,934



C-Section Births
80,098



Mothers who Initiated
Breastfeeding
189,443



Births to Mothers who
Smoked during
Pregnancy
3,995

	Duval County	Florida
	Estimate	Estimate
Maternal Deaths	6	41
Infant Deaths	100	1,339
White Infant Deaths	36	722
Black Infant Deaths	54	486
Hispanic Infant Deaths	17	403
Non-Hispanic Infant Deaths	83	899
Sudden Unexpected Infant Deaths (SUID)	15	179

SOCIAL & COMMUNITY CONTEXT

Duval County



Suicide Deaths
176



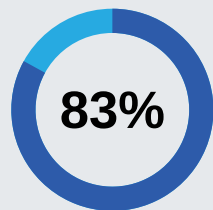
Overdose Deaths
551



Hospitalizations for
Non-Fatal Self-Harm
Injuries
432



Hospitalizations for
Mental and Behavioral
Health Disorders
11,319




Adults with Good
Mental Health



Adults who Engage in
Heavy or Binge Drinking
17.9%



Substance Abuse Program
Enrollees
268 Children
2,487 Adults



Total Index Crimes
6,338

*5.2% increase from
2022 to 2023

Crimes	Count
Murder	167
Rape	152
Robbery	370
Aggravated Assault	1,402
Burglary	1,124
Larceny	2,604
Motor Vehicle Theft	575

Florida



Suicide Deaths
3,558



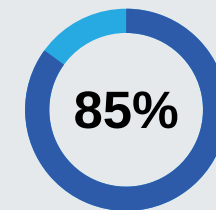
Overdose Deaths
7,220



Hospitalizations for
Non-Fatal Self-Harm
Injuries
7,677



Hospitalizations for
Mental and Behavioral
Health Disorders
210,140



Adults with Good
Mental Health



Adults who Engage in
Heavy or Binge Drinking
18.0%



Substance Abuse Program
Enrollees
10,977 Children
65,189 Adults



Total Index Crimes
114,918

*4.6% increase from
2022 to 2023

Crimes	Count
Murder	2,414
Rape	2,301
Robbery	6,443
Aggravated Assault	23,559
Burglary	21,832
Larceny	47,689
Motor Vehicle Theft	11,201