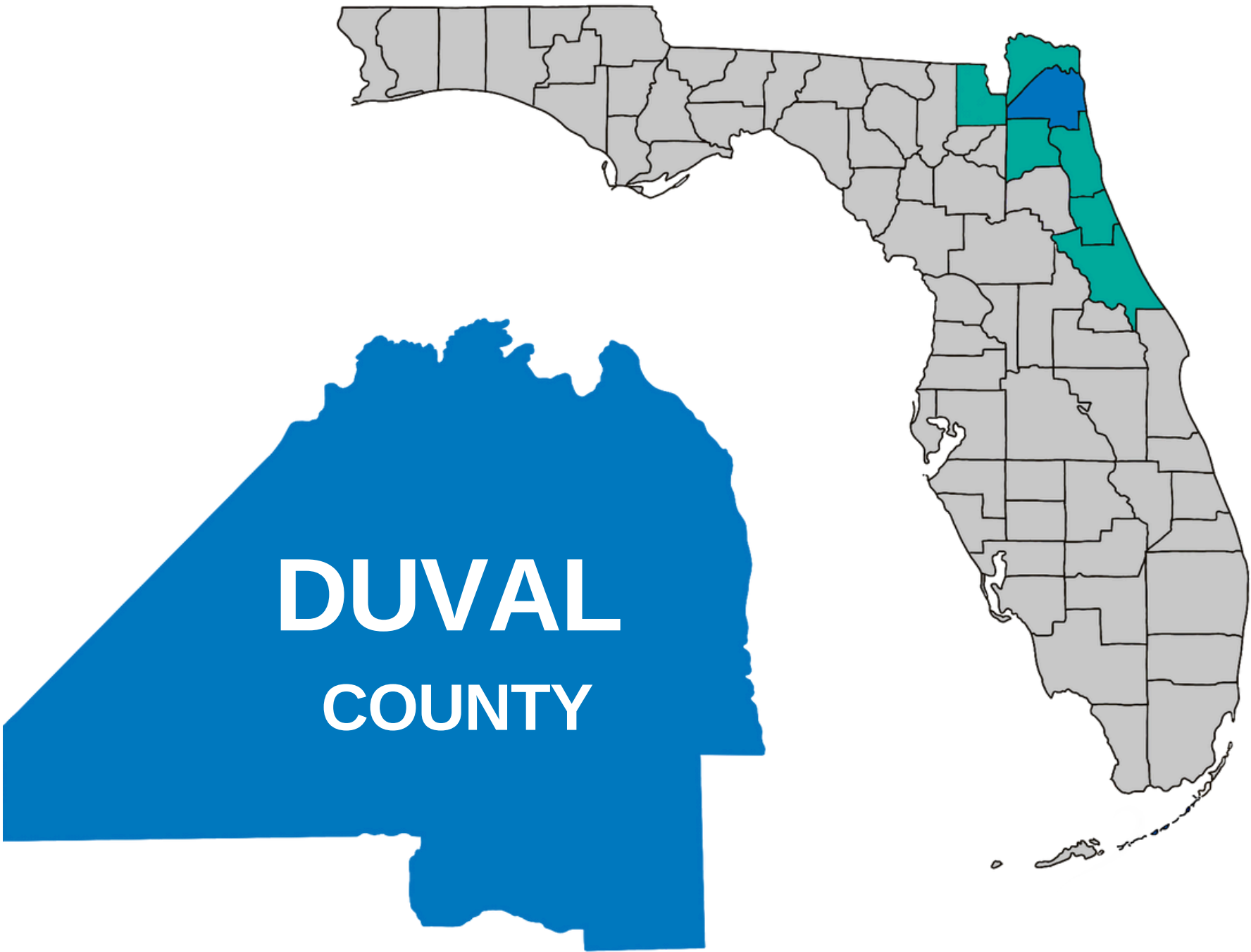




**OUR VISION:**

Northeast Florida will become the healthiest region in the state through evidence-based assessment, data, and planning.



Health Planning  
Council OF NORTHEAST  
FLORIDA



[hpcnef.org](http://hpcnef.org)



4201 Baymeadows Road, Suite 2  
Jacksonville, Florida 32217



(904) 448-4300

# COUNTY DEMOGRAPHICS

## Population

### Duval County



**995,708**

4.6% of Florida  
Population

### Florida



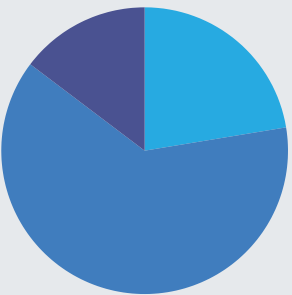
**21,634,529**

*Data Source: U.S. Census Bureau, 2018-2022 American Community Survey 5-Year Estimates, DP05*

## Age Groups

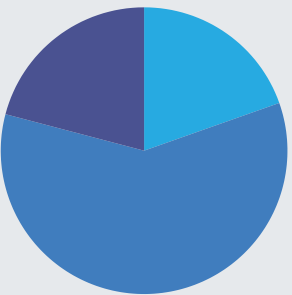
### Duval County

	Estimate	Percent
Under 18	222,816	22.4%
18 - 64	626,218	62.9%
65+	146,674	14.7%



### Florida

	Estimate	Percent
Under 18	4,235,429	19.6%
18 - 64	12,878,453	59.5%
65+	4,520,647	20.9%



*Data Source: U.S. Census Bureau, 2018-2022 American Community Survey 5-Year Estimates, S0101*

## Gender

### Duval County



**51.3%**

511,210 Females



**48.7%**

484,498 Males

### Florida



**50.8%**

10,987,743 Females



**49.2%**

10,646,786 Males

*Data Source: U.S. Census Bureau, 2018-2022 American Community Survey 5-Year Estimates, DP05*

## Race / Ethnicity

	Duval County		Florida	
	Estimate	Percent	Estimate	Percent
One Race	917,886	92.2%	18,891,062	87.3%
White	544,487	54.7%	13,807,410	63.8%
Black or African American	290,585	29.2%	3,355,703	15.5%
American Indian & Alaskan Native	1,999	0.2%	59.197	0.3%
Asian	46,991	4.7%	609.990	2.8%
Native Hawaiian & Other Pacific Islander	729	0.1%	13,200	0.1%
Some other race	33,095	3.3%	1,045,557	4.8%
Two or more races	77,822	7.8%	2,743,467	12.7%
Hispanic or Latino (of any race)	109,800	11.0%	5,738,283	26.5%

*Data Source: U.S. Census Bureau, 2018-2022 American Community Survey 5-Year Estimates, DP05*



# COUNTY DEMOGRAPHICS

## Duval County



Individuals with  
Disabilities  
**126,134**



Individuals with  
Hearing Disabilities  
**27,989**



Individuals with  
Vision Disabilities  
**23,271**



Individuals with  
Cognitive Disabilities  
**49,073**



Individuals with an  
Ambulatory Difficulty  
**65,767**



Individuals with  
a Self-Care Difficulty  
**22,471**



Individuals with an  
Independent Living  
Difficulty  
**41,020**



Veterans  
**82,346**

## Florida



Individuals with  
Disabilities  
**2,875,501**



Individuals with  
Hearing Disabilities  
**811,779**



Individuals with  
Vision Disabilities  
**539,298**



Individuals with  
Cognitive Disabilities  
**1,065,376**



Individuals with an  
Ambulatory Difficulty  
**1,478,924**



Individuals with  
a Self-Care Difficulty  
**536,019**



Individuals with an  
Independent Living  
Difficulty  
**996,878**



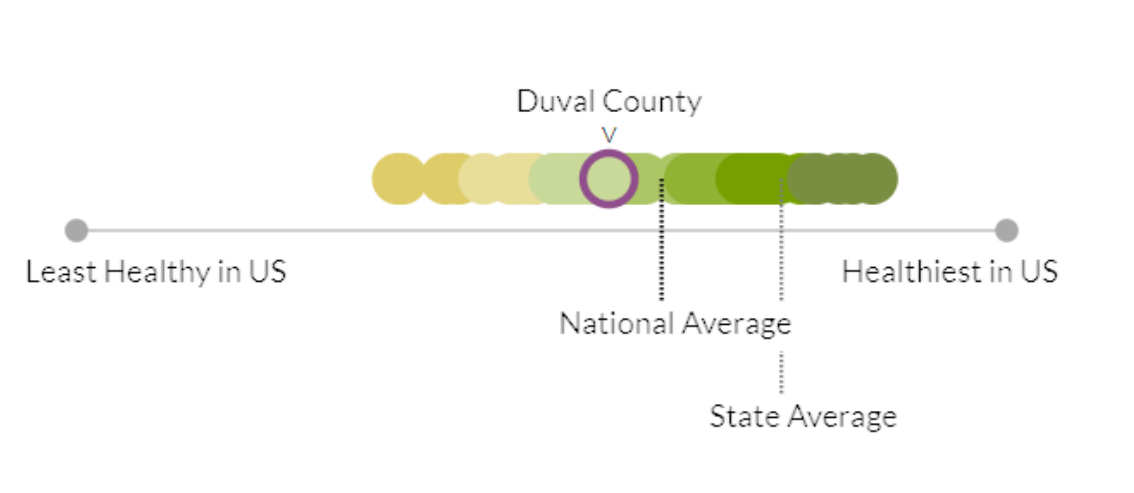
Veterans  
**1,369,719**

# COUNTY HEALTH RANKINGS, DUVAL COUNTY, 2024

## Health Outcomes: 41st out of 67 counties

\*improved from 2023

Health Outcomes tell us how long people live on average within a community, and how much physical and mental health people experience in a community while they are alive. Health Outcomes includes quality of life and length of life.

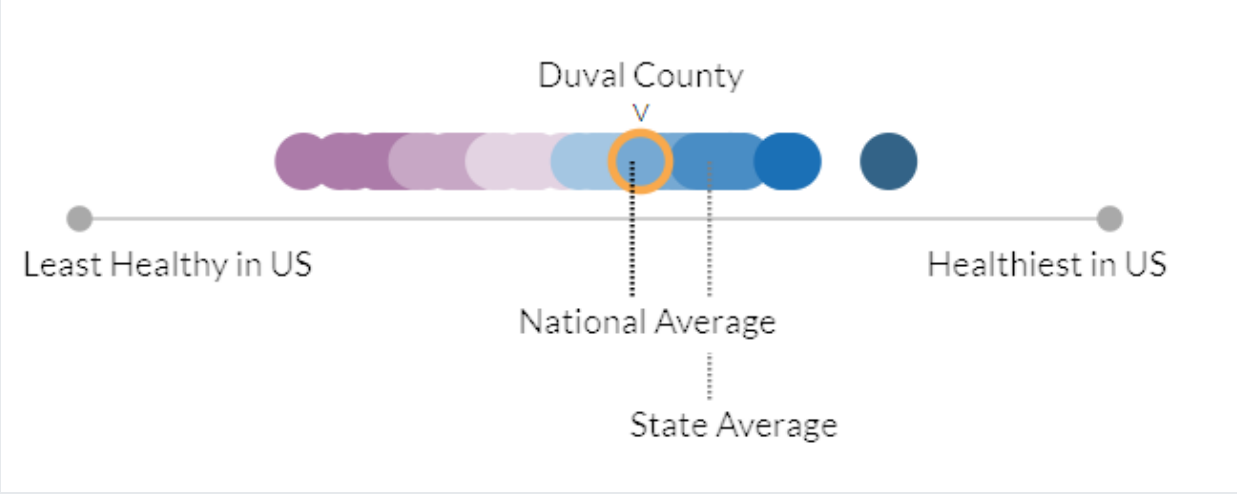


**Duval County is faring worse than the average county in Florida for Health Outcomes, and worse than the average county in the nation.**

## Health Factors: 29th out of 67 counties

\*improved from 2023

Health Factors represent those things we can improve to live longer and healthier lives. Health Factors include health behaviors, clinical care, social and economic factors, and the physical environment.



**Duval County is faring worse than the average county in Florida for Health Factors, and about the same as the average county in the nation.**

**Areas of Strength:** access to primary care physicians

**Opportunities for Improvement:** higher adult smoking rates, higher adult obesity rates, high rate of preventable hospital stays and high rate of sexually transmitted infections

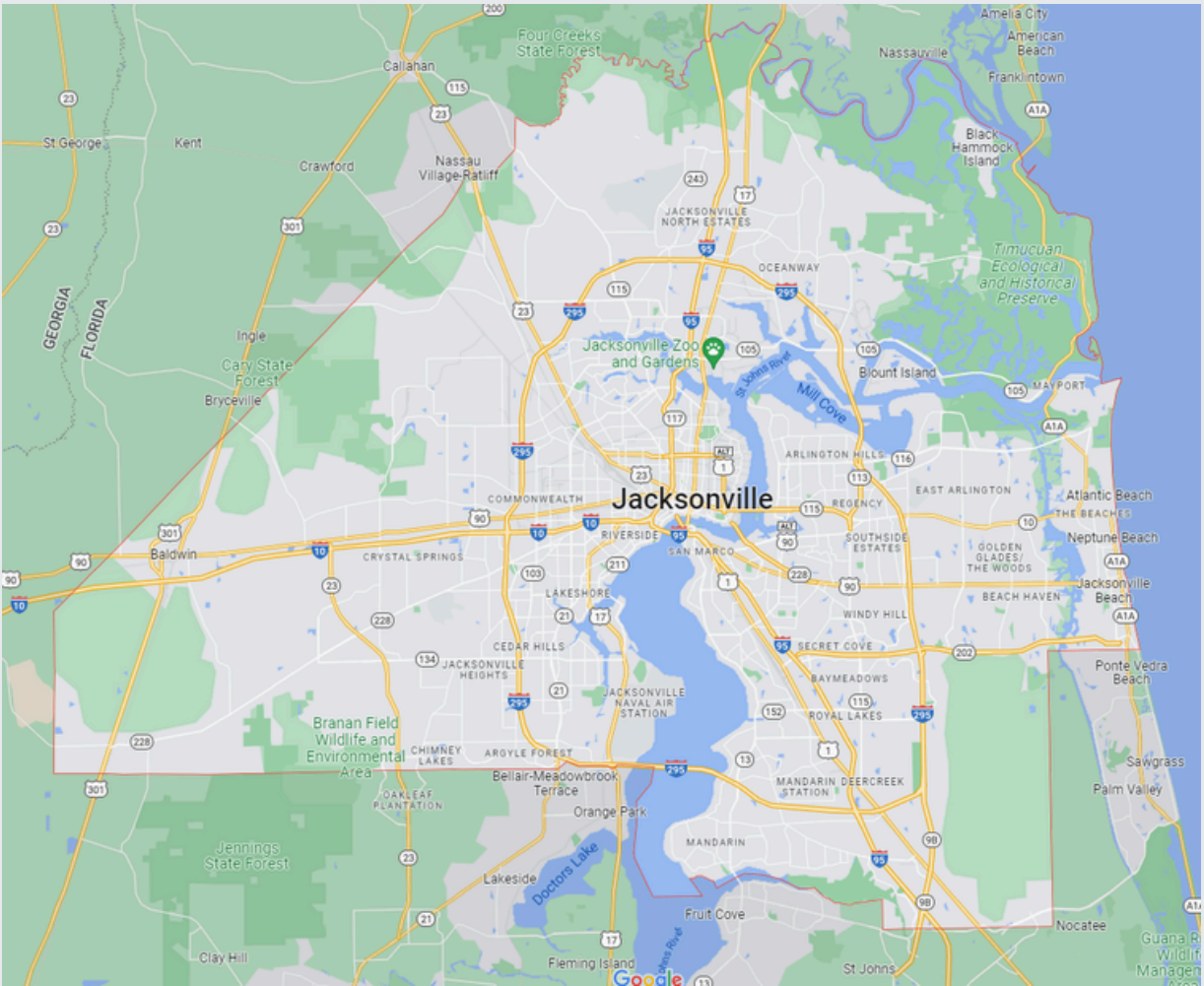
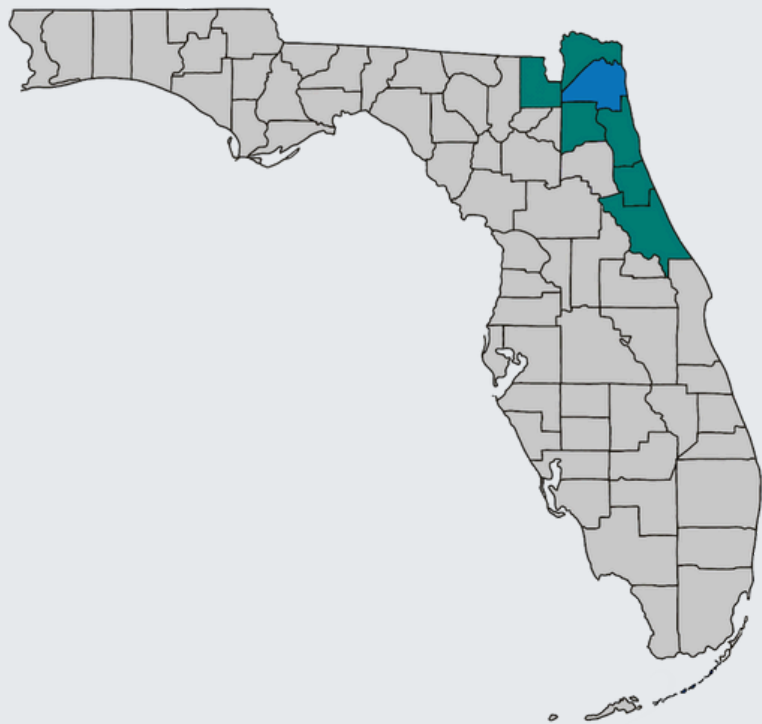
**Data Note:** County rankings for health outcomes and health factors were determined by analyzing the national z-scores provided on the County Health Rankings & Roadmaps website. A lower z-score correlated with a higher ranking, while a higher z-score correlated with a lower ranking.

**Data Source:** Robert Wood Johnson Foundation (2024); retrieved from County Health Rankings and Roadmaps

# NEIGHBORHOOD & BUILT ENVIRONMENT

## Geography and Governance

Duval County is a consolidated city-county government located on the northeast coast of Florida. It includes the cities of Jacksonville, Baldwin, and the beach communities of Jacksonville Beach, Neptune Beach, and Atlantic Beach. Jacksonville is the largest city geographically in the contiguous forty-eight states, and Duval County has a land area of over 800 square miles. Urban, suburban, and pockets of rural areas comprise the geographic make-up of Duval County. On October 1, 1968, the government of Duval County was merged with the government of the City of Jacksonville. However, the Duval County cities of Atlantic Beach, Baldwin, Jacksonville Beach, and Neptune Beach are not included in the corporate limits of Jacksonville.



Total Households  
**396,132**



Median Gross Rent  
**\$1,293**



Total Affordable  
Housing Units  
**6,889**



Total Homeless  
**1,176**



Percentage of  
Sidewalks with Barriers  
**25%**



Total Miles of  
Bike Lanes  
**428**



People Living Within  
1/2 Mile of a Healthy  
Food Source  
**27.63%**



Nearby State  
Parks  
**5**



People Living Within  
1/2 Mile of a Park  
**43.65%**

**Data Sources:** U.S. Census Bureau, 2018-2022 American Community Survey 5-Year Estimates, DP03; U.S. Census Bureau, 2018-2022 American Community Survey 5-Year Estimates, DP04; Florida Department of Elder Affairs Profile of Older Adults, 2023; Florida Department of Environmental Protection, 2021; Florida Environmental Public Health Tracking, 2022; Florida Department of Children and Families, 2022; FL Health Charts Homeless Estimate, 2023

# NEIGHBORHOOD & BUILT ENVIRONMENT

## Social Vulnerability Index (SVI)

Social vulnerability is a set of factors such as poverty, lack of access to transportation, and crowded housing that may weaken a community’s ability to prevent human suffering and financial loss in a disaster. An area receives a Social Vulnerability Index Score (SVI) from 0 to 1.0 in which 0 is the lowest vulnerability and 1.0 is the highest vulnerable population.

**Socioeconomic status** (below 150% poverty, unemployed, housing cost burden, no high school diploma, no health insurance)

**Household characteristics** (aged 65 or older, aged 17 or younger, civilian with a disability, single-parent households, English language proficiency)

**Racial and ethnic minority status** (Hispanic or Latino (of any race); Black and African American, Not Hispanic or Latino; American Indian and Alaska Native, Not Hispanic or Latino; Asian, Not Hispanic or Latino; Native Hawaiian and Other Pacific Islander, Not Hispanic or Latino; Two or More Races, Not Hispanic or Latino; Other Races, Not Hispanic or Latino)

**Housing type & transportation** (multi-unit structures, mobile homes, crowding, no vehicle, group quarters)

Duval County SVI	
Factor	Score
Overall SVI	0.6970
Socioeconomic Status	0.5152
Household Characteristics	0.7424
Racial and Ethnic Minority Status	0.8788
Housing Type and Transportation	0.6212

Duval County’s overall SVI rate is 0.697, which indicates a medium to high level of vulnerability compared to other communities. This means that Duval County is more likely to experience negative outcomes during emergencies, disasters, or disease outbreaks. When considering thematic SVI, the Racial and Ethnic Minority Status factor has the highest SVI (0.8788), and the Socioeconomic Status factor (0.5152) has the lowest.



# ECONOMIC STABILITY

## Duval County



Per Capita Income  
**\$37,376**



Median Household  
Income  
**\$65,579**



Unemployment Rate  
**3.0%**



Population 16+ in Labor Force **55.5%**



Social Security Benefit  
Recipients (Age 65+)  
**133,385**



Individuals Below  
Poverty Level  
**139,341**



Children in Foster  
Care  
**1,366**


## Florida



Per Capita Income  
**\$38,850**



Median Household  
Income  
**\$67,917**



Unemployment Rate  
**5.0%**



Population 16+ in Labor Force **59.4%**



Social Security Benefit  
Recipients (Age 65+)  
**3,928,080**



Individuals Below  
Poverty Level  
**2,725,633**



Children in Foster  
Care  
**21,031**

# EDUCATION ACCESS & QUALITY

## Health Literacy

Health literacy is the degree to which individuals can obtain, process, and understand basic health information. Low health literacy is linked to poor health, higher rates of chronic disease, and higher mortality rates.

## Health Insurance Literacy

Health insurance literacy is the ability to understand, choose, manage, and efficiently utilize health insurance plans. Health insurance literacy is crucial to affordable and effective healthcare decisions and outcomes.

## Digital Literacy

Digital literacy is the ability to use information and communication technologies to find, evaluate, create, and communicate information, requiring both cognitive and technical skills.


## Duval County



High School Graduate  
or Higher  
**90.7%**



Bachelor's Degree  
or Higher  
**32.2%**



High School Graduation  
Rate  
**87.2%**




Students Enrolled in  
Public School  
**129,094**



Elementary  
Schools  
**105**



Middle  
Schools  
**32**



High  
Schools  
**26**


## Florida



High School Graduate  
or Higher  
**89.3%**



Bachelor's Degree  
or Higher  
**32.3%**



High School Graduation  
Rate  
**88.0%**




Students Enrolled in  
Public School  
**2,872,309**



Elementary  
Schools  
**1,875**



Middle  
Schools  
**564**



High  
Schools  
**6410**



# HEALTHCARE ACCESS & QUALITY

## Duval County

### Licensed Providers



**3,299**

Medical Doctors  
(MDs, Physicians)



**227**

Family Practice  
Physicians



**278**

Pediatricians



**609**

Physician  
Assistants



**639**

Internal Medicine  
Physicians



**1,646**

Advanced Practice  
Registered Nurses



**123**

OBGYNs



**1,469**

Paramedics



**547**

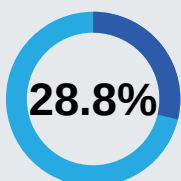
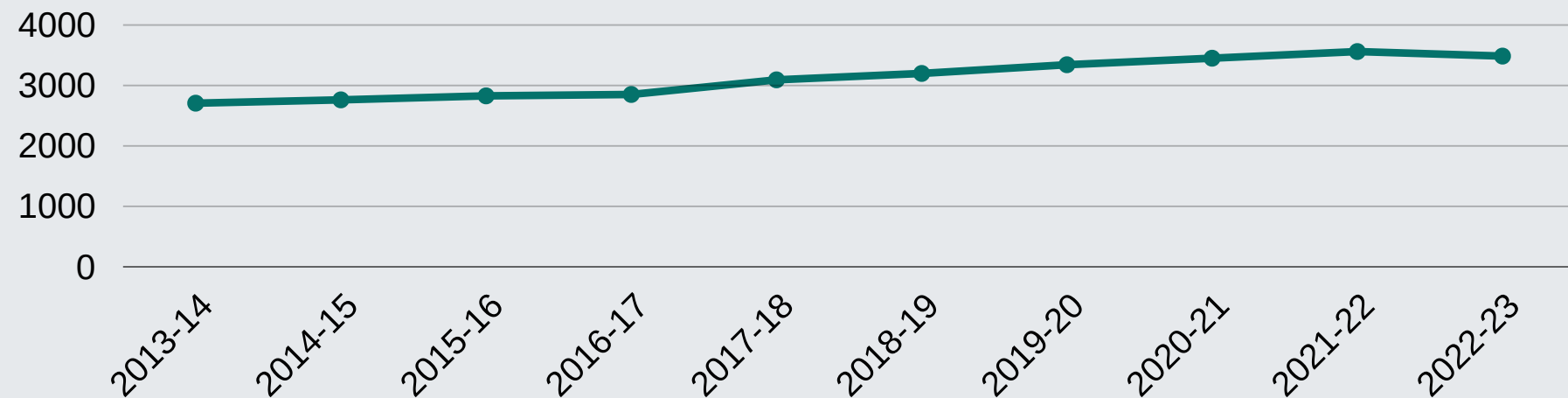
Dentists  
(DMD, DDS)



**518**

Dental  
Hygienists

### Number of Practicing Physicians



**28.8%** increase in the number of practicing physicians from 2014-15 to 2022-23

## Florida

### Licensed Providers



**59,266**

Medical Doctors  
(MDs, Physicians)



**3,009**

Family Practice  
Physicians



**3,746**

Pediatricians



**11,576**

Physician  
Assistants



**10,489**

Internal Medicine  
Physicians



**43,134**

Advanced Practice  
Registered Nurses



**1,958**

OBGYNs



**32,981**

Paramedics



**13,955**

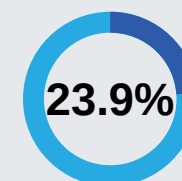
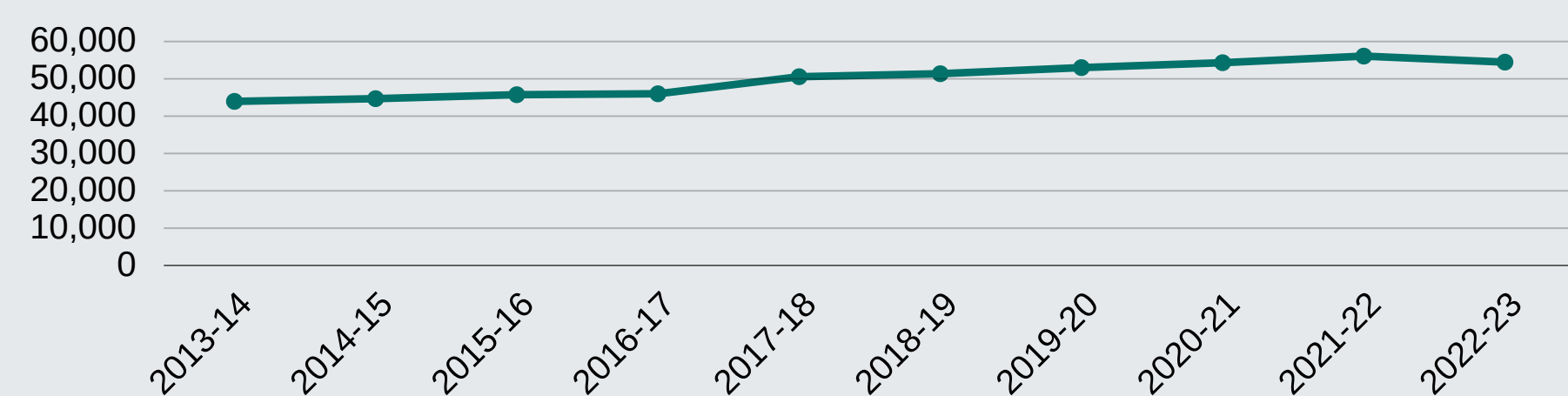
Dentists  
(DMD, DDS)



**14,983**

Dental  
Hygienists

### Number of Practicing Physicians



**23.9%** increase in the number of practicing physicians from 2014-15 to 2022-23

# HEALTHCARE ACCESS & QUALITY

## Duval County

### Licensed Mental Health Professionals



**216**

Psychologists



**717**

Mental Health  
Counselors



**86**

Marriage & Family  
Therapists



**552**

Clinical Social  
Workers

### Hospital Beds



**4,267**

Total Hospital  
Beds



**3,242**

Acute Care  
Beds



**1,025**

Specialty Care  
Beds



**1,001**

Nursing Home  
Beds



**265**

Adult Psychiatric  
Beds



**36**

Child & Adolescent  
Psychiatric Beds



**40**

Adult Substance  
Abuse Beds

## Florida

### Licensed Mental Health Professionals



**5,430**

Psychologists



**14,835**

Mental Health  
Counselors



**2,574**

Marriage & Family  
Therapists



**12,804**

Clinical Social  
Workers

### Hospital Beds



**71,750**

Total Hospital  
Beds



**55,617**

Acute Care  
Beds



**16,133**

Specialty Care  
Beds



**83,101**

Nursing Home  
Beds



**6,777**

Adult Psychiatric  
Beds



**714**

Child & Adolescent  
Psychiatric Beds



**342**




Adult Substance  
Abuse Beds

# HEALTHCARE ACCESS & QUALITY

## Health Insurance Coverage

	Duval County		Florida	
	Estimate	Percent	Estimate	Percent
Total Population	971,845	-	21,300,363	-
With health insurance coverage	857,940	88.3%	18,679,638	87.7%
With private health insurance	634,957	65.3%	13,487,799	63.3%
With public coverage	327,576	33.7%	7,838,740	36.8%
No health insurance coverage	113,905	11.7%	2,620,725	12.3%

## Health Professional Shortage Area (HPSA)

	Designation Status	Designation Type
 <div>Primary Health Professional Shortage</div>	Yes	Low Income Population, Federally Qualified Health Center
 <div>Dental Health Professional Shortage</div>	Yes	Low Income Population, Federally Qualified Health Center
 <div>Mental Health Professional Shortage</div>	Yes	Low Income Population, Federally Qualified Health Center











## Medically Underserved Area (MUA)

MUA	Service Area Name	Designation Type
00585	Duval Service Area	Medically Underserved Area
00595	Duval Service Area	Medically Underserved Area
00596	Duval Service Area	Medically Underserved Area
00597	Duval Service Area	Medically Underserved Area
06213	Low Income - North Jacksonville	MUP Low Income













# LEADING CAUSES OF DEATH

## Duval County

		Number of Deaths	Percent of Deaths
	CANCER	1,895	19.18%
	HEART DISEASE	1,738	17.59%
	UNINTENTIONAL INJURY	853	8.63%
	STROKE	609	6.16%
	COVID-19	493	4.99%
	CHRONIC LOWER RESPIRATORY DISEASE	397	4.02%
	DIABETES	311	3.15%
	NEPHRITIS, NEPHROTIC SYNDROME, & NEPHROSIS	275	2.78%
	SEPTICEMIA	112	1.13%
	HYPERTENSION	87	0.88%

## Florida

		Number of Deaths	Percent of Deaths
	HEART DISEASE	49,836	20.86%
	CANCER	46,978	19.66%
	UNINTENTIONAL INJURY	17,123	7.17%
	STROKE	16,372	6.85%
	COVID-19	12,158	5.09%
	CHRONIC LOWER RESPIRATORY DISEASE	11,167	4.67%
	DIABETES	7,550	3.16%
	ALZHEIMER'S DISEASE	6,397	2.68%
	CHRONIC LIVER DISEASE AND CIRRHOSIS	3,846	1.61%
	NEPHRITIS, NEPHROTIC SYNDROME, & NEPHROSIS	3,819	1.60%

# INFECTIOUS DISEASES

Duval County

Florida



**Chlamydia** is a common sexually transmitted infection (STI) caused by bacteria. Chlamydia affects mostly young women, but it can occur in both men and women and in all age groups.

8,047 Cases

106,873 Cases



**COVID-19** is the disease caused by SARS-CoV-2, the coronavirus that emerged in December 2019. It was declared a pandemic on March 11, 2020 and cases continue to occur. The coronavirus can be spread from person to person and the best way to protect yourself is to get vaccinated and boosted when you are eligible, follow testing guidelines, wear a mask, wash your hands and practice physical distancing.

24,661 Cases

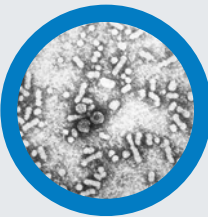
582,946 Cases



**Infectious Syphilis** is a bacterial infection usually spread by sexual contact. The disease starts as a painless sore — typically on the genitals, rectum or mouth. Syphilis spreads from person to person via skin or mucous membrane contact with these sores.

338 Cases

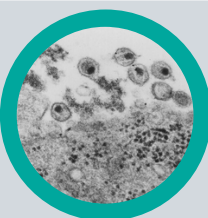
4,618 Cases



**Hepatitis B (chronic)** is a serious liver infection caused by the hepatitis B virus (HBV). For some people, hepatitis B infection becomes chronic, meaning it lasts more than six months. Having chronic hepatitis B increases your risk of developing liver failure, liver cancer or cirrhosis — a condition that permanently scars the liver.

165 Cases

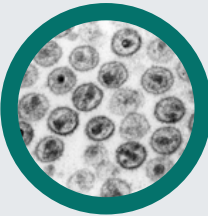
12,518 Cases



**HIV** is a sexually transmitted infection (STI). It can also be spread by contact with infected blood and from illicit injection drug use or sharing needles. It can also be spread from mother to child during pregnancy, childbirth or breastfeeding.

293 Cases

4,606 Cases



**Acquired Immunodeficiency Syndrome (AIDS)** is a chronic, potentially life-threatening condition caused by the human immunodeficiency virus (HIV). By damaging your immune system, HIV interferes with your body's ability to fight infection and disease.

133 Cases

1,983 Cases

# MATERNAL & CHILD HEALTH

## Duval County




Total Births  
**12,604**



Births to Teen Mothers  
15 - 19  
**1,713**



Births to Mothers 36+  
**1,763**



C-Section Births  
**3,881**



Mothers who Initiated  
Breastfeeding  
**10,585**



Births to Mothers who  
Smoked during  
Pregnancy  
**445**

## Florida




Total Births  
**224,403**




Births to Teen Mothers  
15-19  
**8,138**



Births to Mothers 36+  
**38,176**



C-Section Births  
**80,508**



Mothers who Initiated  
Breastfeeding  
**194,654**



Births to Mothers who  
Smoked during  
Pregnancy  
**5,186**

	Duval County	Florida
	Estimate	Estimate
Maternal Deaths	2	34
Infant Deaths	91	1,346
White Infant Deaths	31	690
Black Infant Deaths	52	538
Hispanic Infant Deaths	13	371
Non-Hispanic Infant Deaths	77	923
Sudden Unexpected Infant Deaths (SUID)	23	217



# SOCIAL & COMMUNITY CONTEXT

## Duval County



Suicide Deaths  
**179**



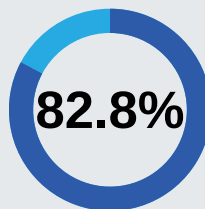
Overdose Deaths  
**575**



Hospitalizations for  
Non-Fatal Self-Harm  
Injuries  
**464**



Hospitalizations for  
Mental and Behavioral  
Health Disorders  
**10,868**




Adults with Good  
Mental Health



Adults who Engage in  
Heavy or Binge Drinking  
**17.9%**



Substance Abuse Program  
Enrollees  
**289 Children**  
**2,472 Adults**



Total Index Crimes  
**5,980**

\*10.2% increase from  
2021 to 2022

Crimes	Count
Murder	208
Rape	159
Robbery	334
Aggravated Assault	1,429
Burglary	1,070
Larceny	2,325
Motor Vehicle Theft	455

## Florida



Suicide Deaths  
**3,445**



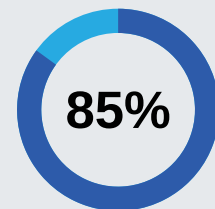
Overdose Deaths  
**7,769**



Hospitalizations for  
Non-Fatal Self-Harm  
Injuries  
**7,772**



Hospitalizations for  
Mental and Behavioral  
Health Disorders  
**392,696**



Adults with Good  
Mental Health



Adults who Engage in  
Heavy or Binge Drinking  
**18.0%**



Substance Abuse Program  
Enrollees  
**11,149 Children**  
**66,091 Adults**



Total Index Crimes  
**107,603**

\*8.0% increase from  
2021 to 2022

Crimes	Count
Murder	2,295
Rape	2,296
Robbery	6,176
Aggravated Assault	22,865
Burglary	20,951
Larceny	42,658
Motor Vehicle Theft	10,362