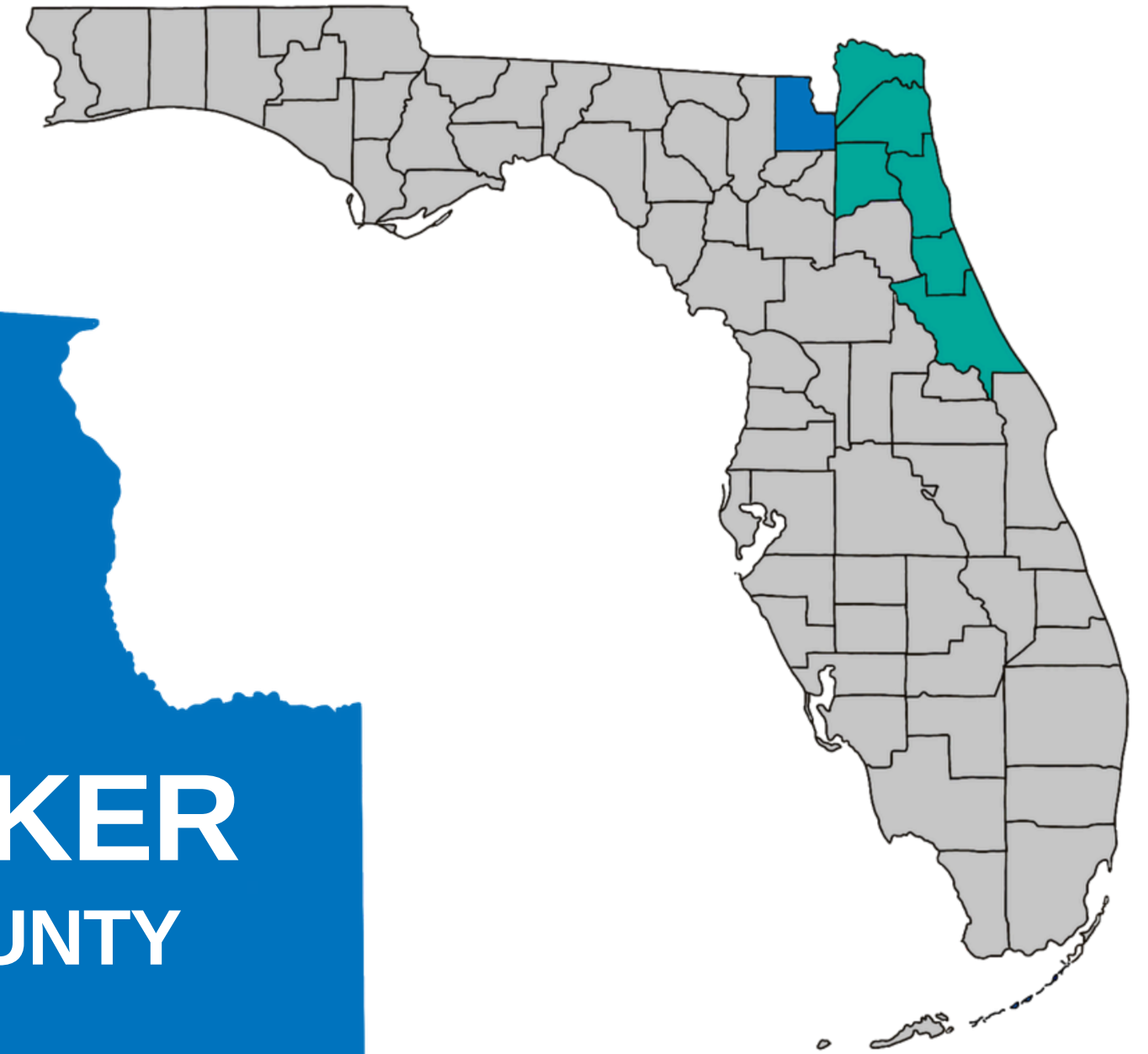




OUR VISION:


Northeast Florida will become the healthiest region in the state through evidence-based assessment, data, and planning.





BAKER COUNTY



Health Planning
Council OF NORTHEAST
FLORIDA

 hpcnef.org

 4201 Baymeadows Road, Suite 2
Jacksonville, Florida 32217

 (904) 448-4300

COUNTY DEMOGRAPHICS

Population

Baker County



28,186

0.1% of Florida
Population

Florida



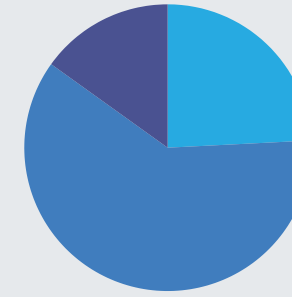
21,928,881

Data Source: U.S. Census Bureau, 2019-2023 American Community Survey 5-Year Estimates, DP05

Age Groups

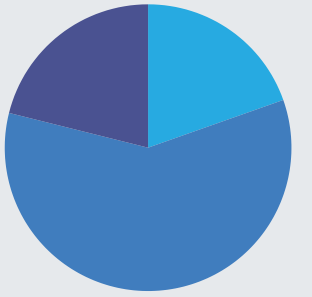
Baker County

	Estimate	Percent
Under 18	6,814	24.2%
18 - 64	17,119	60.7%
65+	4,253	15.1%



Florida


	Estimate	Percent
Under 18	4,305,366	19.6%
18 - 64	12,992,782	59.3%
65+	4,630,733	21.1%



Data Source: U.S. Census Bureau, 2019-2023 American Community Survey 5-Year Estimates, S0101

Gender

Baker County



47.3%

13,338 Females



52.7%

14,848 Males

Florida



50.9%

11,155,261 Females



49.1%

10,773,620 Males

Data Source: U.S. Census Bureau, 2019-2023 American Community Survey 5-Year Estimates, DP05

Race / Ethnicity

Baker County

Florida

	Estimate	Percent	Estimate	Percent
One Race	25,781	91.5%	18,431,089	84.0%
White	22,038	78.2%	13,136,701	59.9%
Black or African American	3,288	11.7%	3,363,769	15.3%
American Indian & Alaskan Native	14	0.0%	66,779	0.3%
Asian	230	0.8%	628,137	2.9%
Native Hawaiian & Other Pacific Islander	4	0.0%	13,136	0.1%
Some other race	207	0.7%	1,222,567	5.6%
Two or more races	2,405	8.5%	3,497,792	16.0%
Hispanic or Latino (of any race)	1,049	3.7%	5,865,737	26.7%

Data Source: U.S. Census Bureau, 2019-2023 American Community Survey 5-Year Estimates, DP05

COUNTY DEMOGRAPHICS

Baker County



Individuals with Disabilities
3,812



Individuals with Hearing Disabilities
841



Individuals with Vision Disabilities
827



Individuals with Cognitive Disabilities
1,340



Individuals with an Ambulatory Difficulty
2,295



Individuals with a Self-Care Difficulty
840



Individuals with an Independent Living Difficulty
1,251



Veterans
1,570

Florida



Individuals with Disabilities
2,924,178



Individuals with Hearing Disabilities
824,233



Individuals with Vision Disabilities
545,288



Individuals with Cognitive Disabilities
1,093,165



Individuals with an Ambulatory Difficulty
1,484,665



Individuals with a Self-Care Difficulty
534,627



Individuals with an Independent Living Difficulty
1,004,594



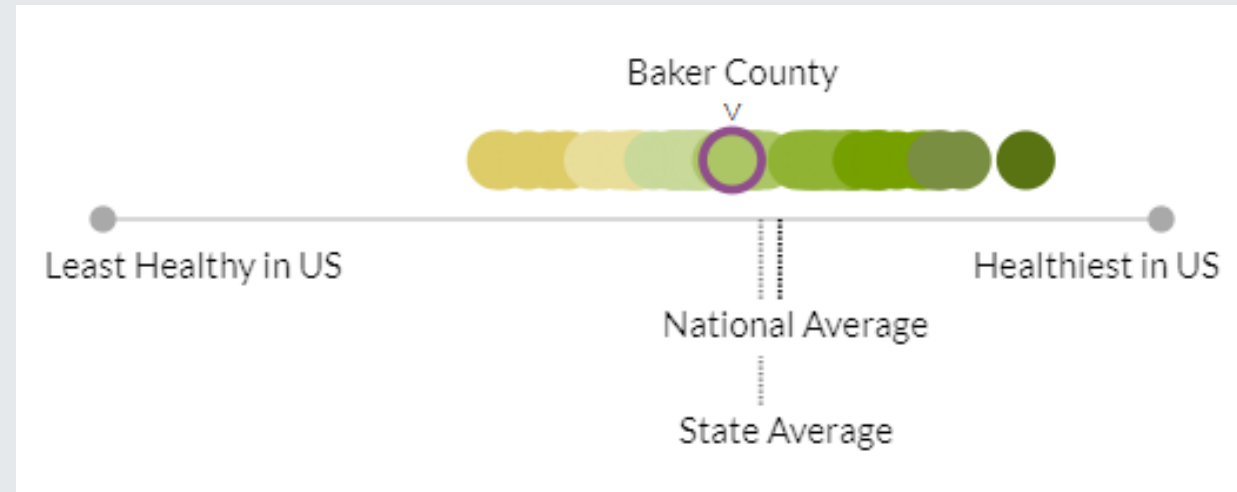
Veterans
1,347,330

COUNTY HEALTH RANKINGS, BAKER COUNTY, 2025

Population Health and Well-Being: 39th out of 67 counties

*same as 2024

Population Health and Well-Being tells us how long people live on average within a community, and how much physical and mental health people experience in a community while they are alive. Population Health and Well-Being includes quality of life and length of life.

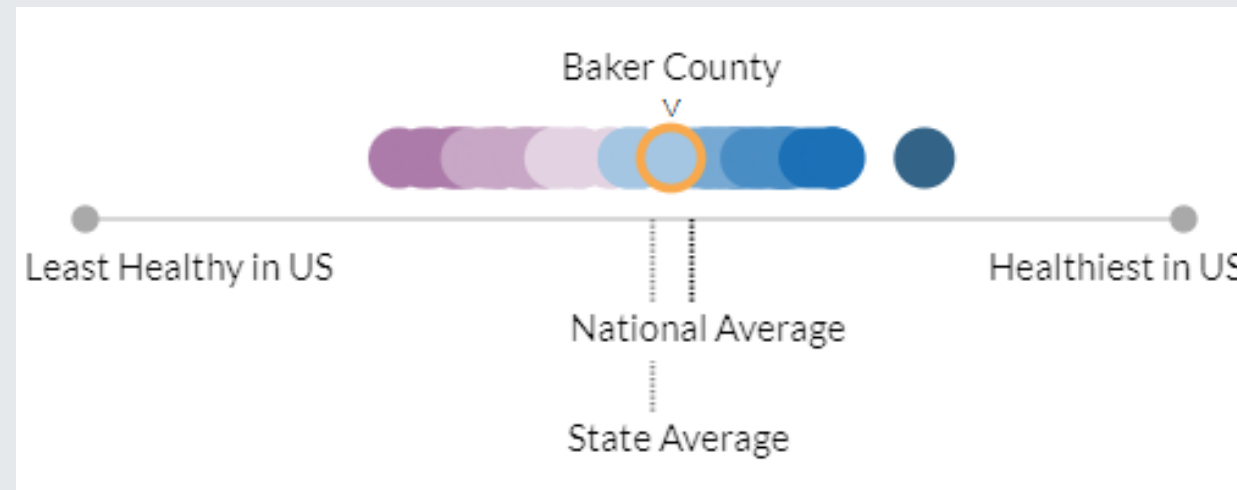


Baker County is faring about the same as the average county in Florida for Population Health and Well-being, and about the same as the average county in the nation.

Community Conditions: 35th out of 67 counties

*improved from 2024

Community Conditions represent those things we can improve to live longer and healthier lives. Community Conditions include health infrastructure, physical environment, and social and economic factors.



Baker County is faring about the same as the average county in Florida for Community Conditions, and slightly worse than the average county in the nation.

Areas of Strength: low rate of severe housing problems, child care cost burden, income inequality

Areas to Explore: flu vaccinations, preventable hospital stays, mammography screening, some college and high school completion rates

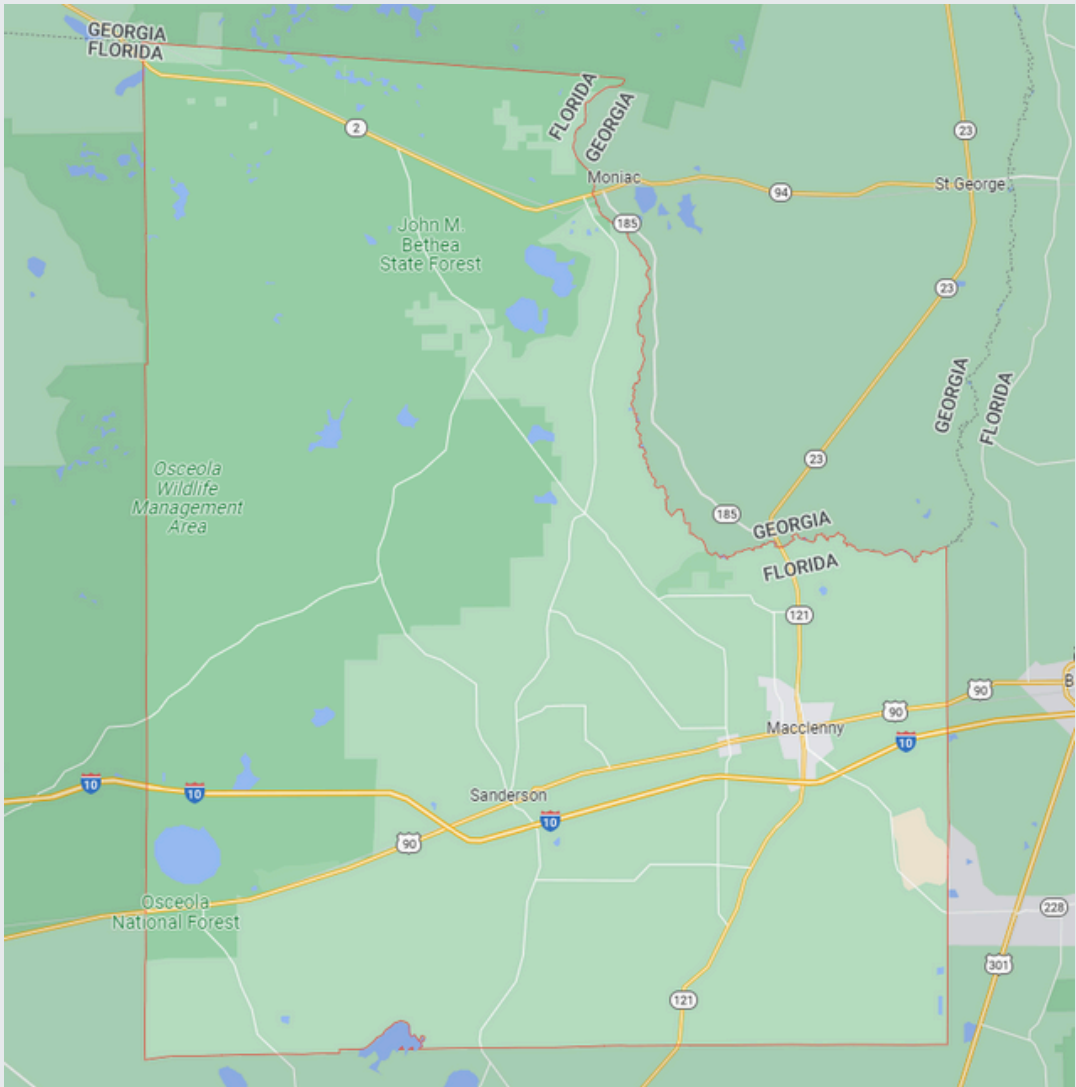
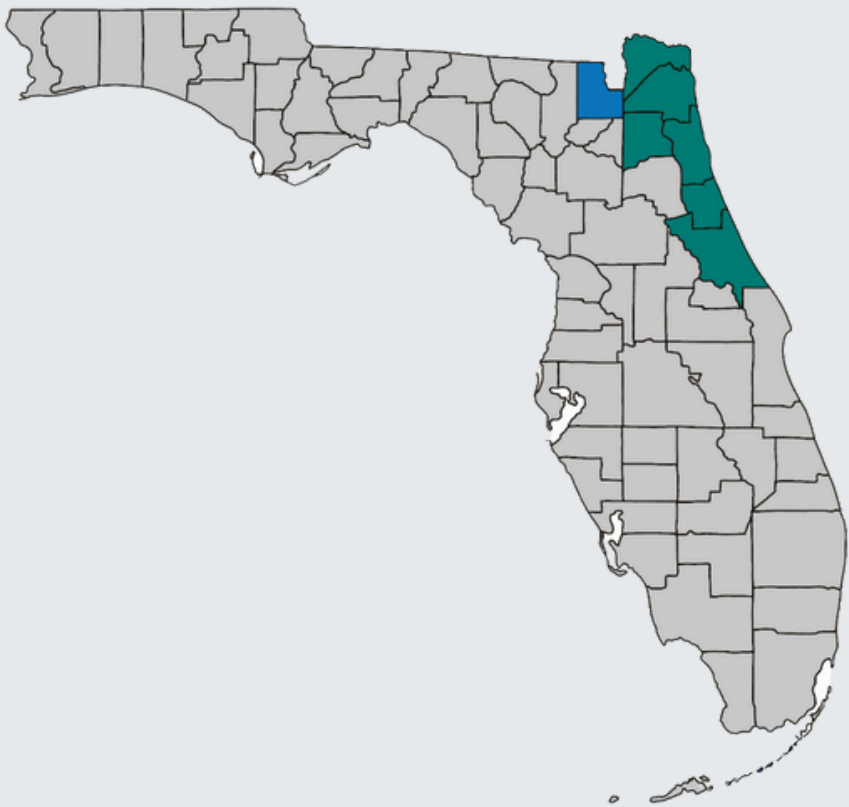
Data Note: County rankings for health outcomes and health factors were determined by analyzing the national z-scores provided on the County Health Rankings & Roadmaps website. A lower z-score correlated with a higher ranking, while a higher z-score correlated with a lower ranking.

Data Source: Robert Wood Johnson Foundation (2025); retrieved from County Health Rankings and Roadmaps

NEIGHBORHOOD & BUILT ENVIRONMENT

Geography and Governance

Baker County was founded nearly 160 years ago. This county encompasses approximately 585 square miles of Northeast Florida immediately west of the metropolitan city of Jacksonville, 140 miles east of Florida’s capitol Tallahassee, and 45 miles north of the University of Florida in Gainesville. The county contains almost 4 square miles of water in its lakes and rivers and many miles of undeveloped woodlands. The Osceola National Forest covers roughly 220,000 acres of the northern part of Baker County. The five-member elected Board of County Commissioners represents the citizens of Baker County. Each elected member represents a district within the county but is elected countywide.



Total Households
9,012



Median Gross Rent
\$1,011



Total Affordable Housing Units
132



Total Homeless
_*



Percentage of Sidewalks with Barriers
43%



Total Miles of Bike Lanes
8



People Living Within 1/2 Mile of a Healthy Food Source
0.6%



Nearby State Parks
1



People Living Within 1/2 Mile of a Park
3.2%

Data Sources: U.S. Census Bureau, 2019-2023 American Community Survey 5-Year Estimates, DP03; U.S. Census Bureau, 2019-2023 American Community Survey 5-Year Estimates, DP04; Florida Department of Elder Affairs Profile of Older Adults, 2024; Florida Department of Environmental Protection, 2023; Florida Environmental Public Health Tracking, 2022; Florida Department of Children and Families, 2022; FL Health Charts Homeless Estimate, 2024 *data not provided for 2024

NEIGHBORHOOD & BUILT ENVIRONMENT

Social Vulnerability Index (SVI)

Social vulnerability is a set of factors such as poverty, lack of access to transportation, and crowded housing that may weaken a community's ability to prevent human suffering and financial loss in a disaster. An area receives a Social Vulnerability Index Score (SVI) from 0 to 1.0 in which 0 is the lowest vulnerability and 1.0 is the highest vulnerable population.

Socioeconomic status (below 150% poverty, unemployed, housing cost burden, no high school diploma, no health insurance)

Household characteristics (aged 65 or older, aged 17 or younger, civilian with a disability, single-parent households, English language proficiency)

Racial and ethnic minority status (Hispanic or Latino (of any race); Black and African American, Not Hispanic or Latino; American Indian and Alaska Native, Not Hispanic or Latino; Asian, Not Hispanic or Latino; Native Hawaiian and Other Pacific Islander, Not Hispanic or Latino; Two or More Races, Not Hispanic or Latino; Other Races, Not Hispanic or Latino)

Housing type & transportation (multi-unit structures, mobile homes, crowding, no vehicle, group quarters)

Baker County SVI	
Factor	Score
Overall SVI	0.6188
Socioeconomic Status	0.6118
Household Characteristics	0.4073
Racial and Ethnic Minority Status	0.5558
Housing Type and Transportation	0.7051

Baker County's overall SVI rate is 0.6188, which indicates a medium to high level of vulnerability compared to other communities. This means that Baker County is more likely to experience negative outcomes during emergencies, disasters, or disease outbreaks. When considering thematic SVI, the Housing Type and Transportation Status factor has the highest SVI (0.7051), and the Household Characteristics factor (0.4073) has the lowest.

ECONOMIC STABILITY


Baker County




Per Capita Income
\$29,167



Median Household
Income
\$70,833



Unemployment Rate
4.3%



Population 16+ in Labor Force **55.4%**



Social Security Benefit
Recipients (Age 65+)
4,020



Individuals Below
Poverty Level
3,285



Children in Foster
Care
37

Florida




Per Capita Income
\$41,055



Median Household
Income
\$71,711



Unemployment Rate
4.8%



Population 16+ in Labor Force **59.6%**



Social Security Benefit
Recipients (Age 65+)
4,039,355



Individuals Below
Poverty Level
2,707,698



Children in Foster
Care
20,627

EDUCATION ACCESS & QUALITY

Health Literacy

Health literacy is the degree to which individuals can obtain, process, and understand basic health information. Low health literacy is linked to poor health, higher rates of chronic disease, and higher mortality rates.

Health Insurance Literacy

Health insurance literacy is the ability to understand, choose, manage, and efficiently utilize health insurance plans. Health insurance literacy is crucial to affordable and effective healthcare decisions and outcomes.

Digital Literacy

Digital literacy is the ability to use information and communication technologies to find, evaluate, create, and communicate information, requiring both cognitive and technical skills.


Baker County



High School Graduate or Higher
85.2%



Bachelor's Degree or Higher
15.3%



High School Graduation Rate
76.4%




Students Enrolled in Public School
4,763



Elementary Schools
3



Middle Schools
1



High Schools
1


Florida



High School Graduate or Higher
89.6%




Bachelor's Degree or Higher
33.2%



High School Graduation Rate
88.0%



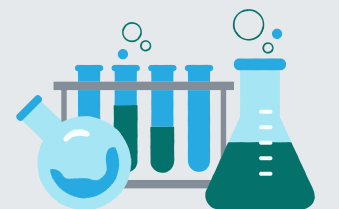
Students Enrolled in Public School
2,859,655



Elementary Schools
1,870



Middle Schools
561

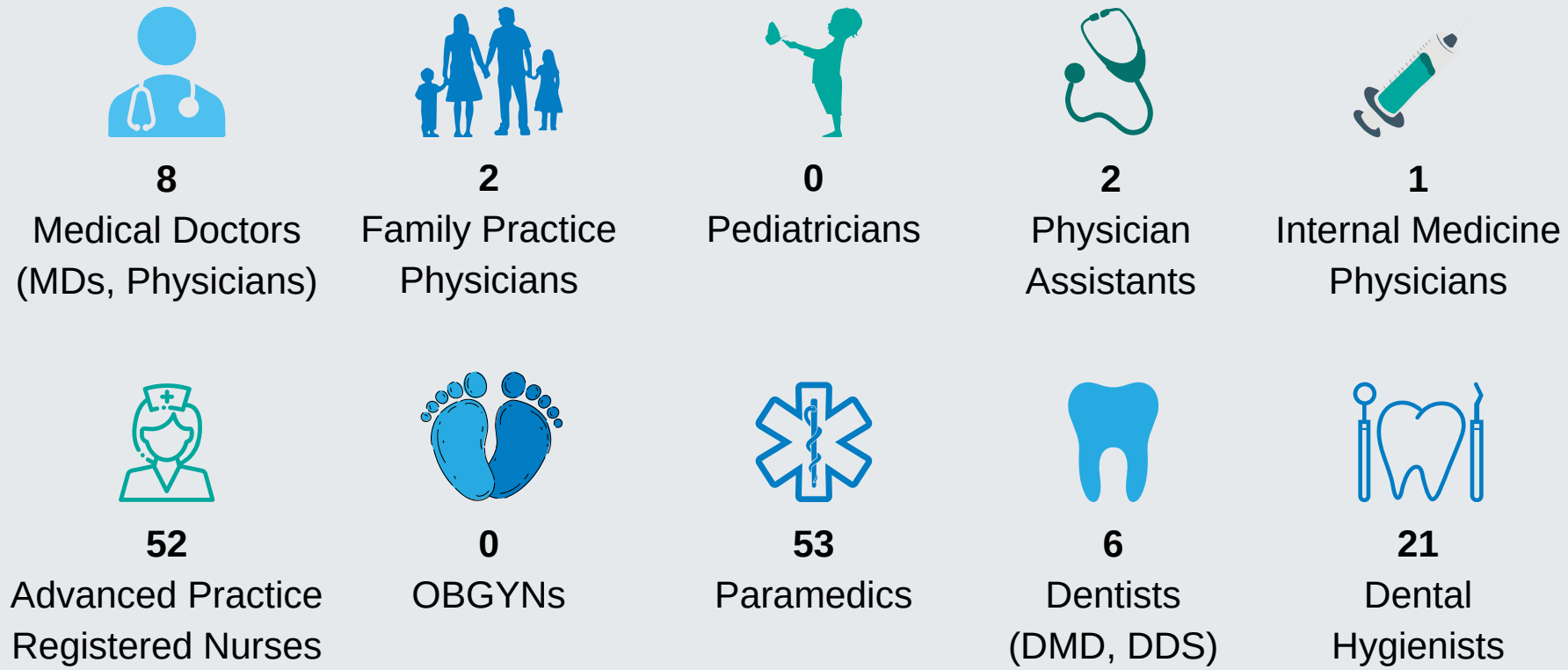


High Schools
633

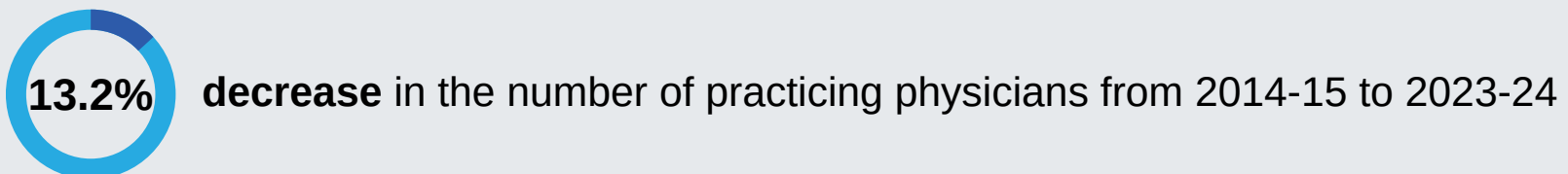
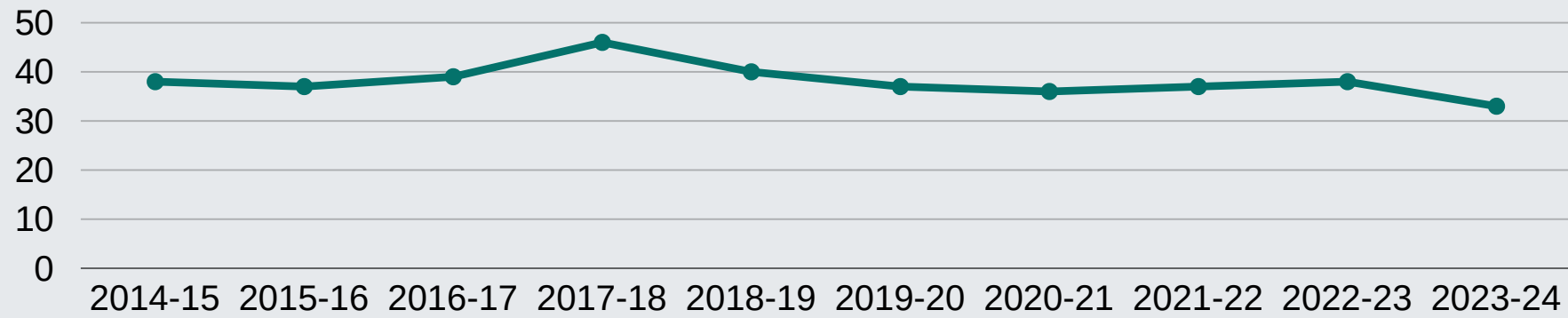
HEALTHCARE ACCESS & QUALITY

Baker County

Licensed Providers

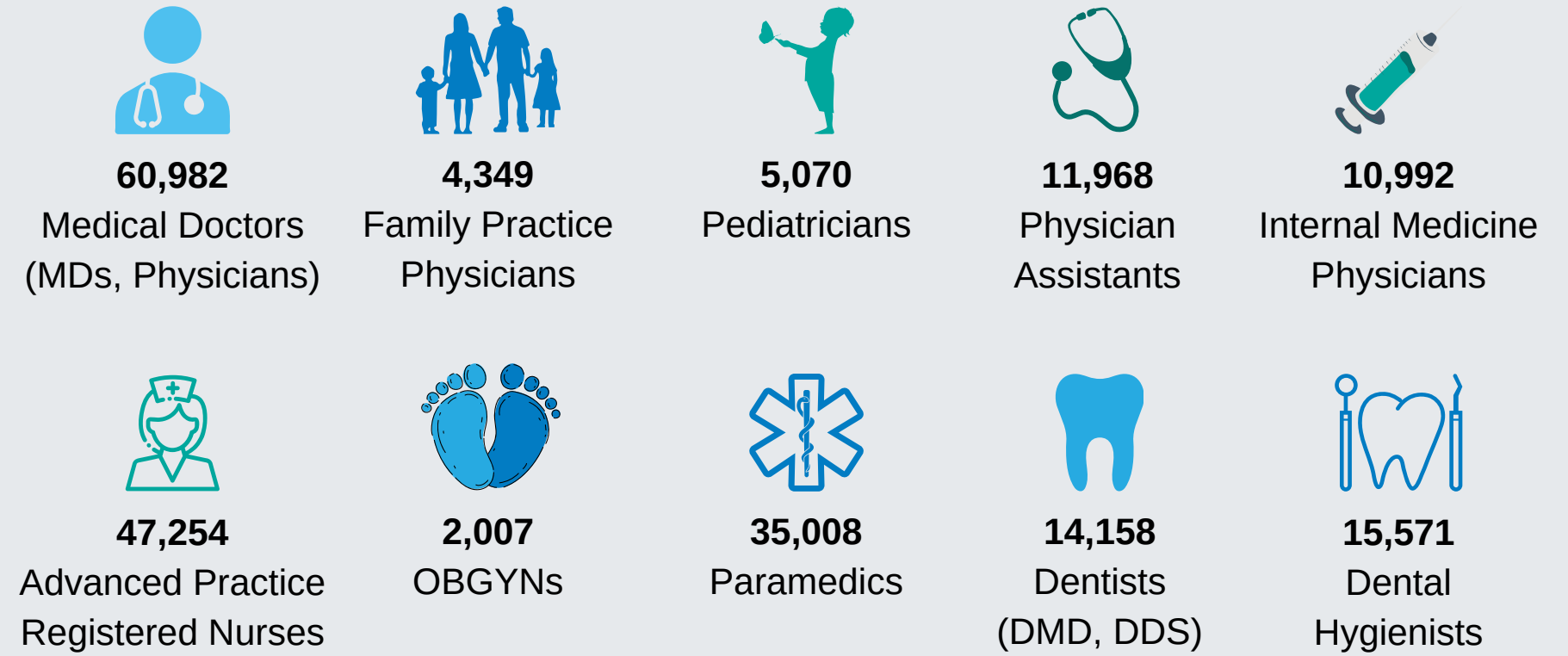


Number of Practicing Physicians

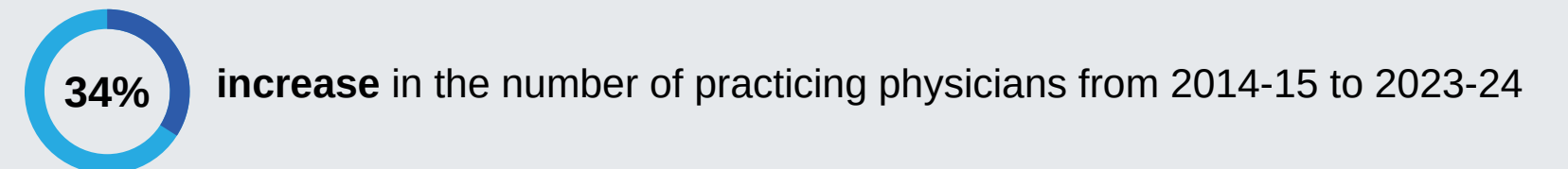
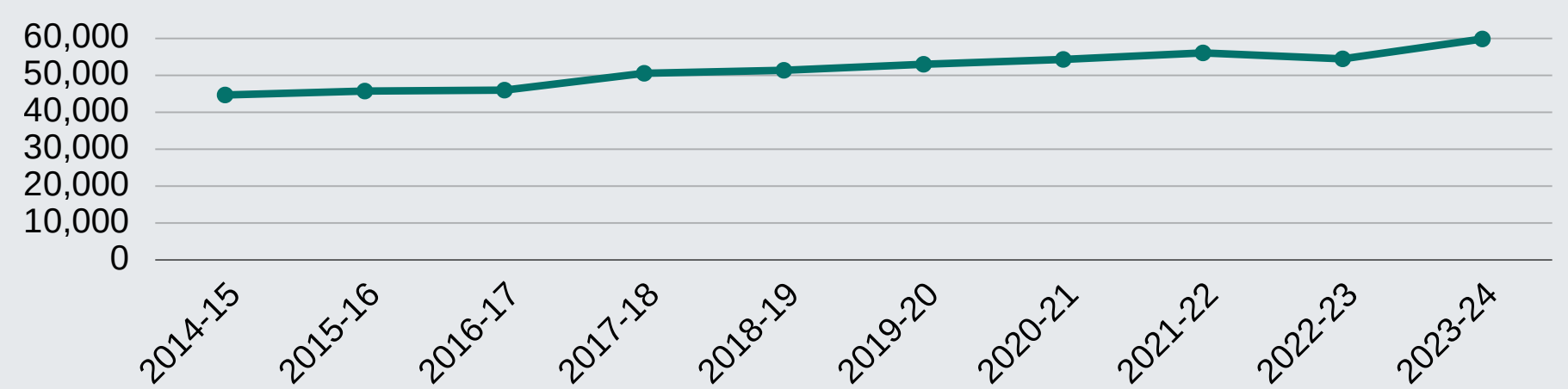


Florida

Licensed Providers



Number of Practicing Physicians



HEALTHCARE ACCESS & QUALITY

Baker County

Licensed Mental Health Professionals



0

Psychologists



18

Mental Health
Counselors



0

Marriage & Family
Therapists



4

Clinical Social
Workers

Hospital Beds



25

Total Hospital
Beds



25

Acute Care
Beds



0

Specialty Care
Beds



188

Nursing Home
Beds



0

Adult Psychiatric
Beds



0

Child & Adolescent
Psychiatric Beds



0

Adult Substance
Abuse Beds

Florida

Licensed Mental Health Professionals



5,433

Psychologists



16,187

Mental Health
Counselors



2,791

Marriage & Family
Therapists



13,935

Clinical Social
Workers

Hospital Beds



69,826

Total Hospital
Beds



56,027

Acute Care
Beds



13,799

Specialty Care
Beds



82,426

Nursing Home
Beds



4,154

Adult Psychiatric
Beds



714

Child & Adolescent
Psychiatric Beds



282




Adult Substance
Abuse Beds

HEALTHCARE ACCESS & QUALITY

Health Insurance Coverage

	Baker County		Florida	
	Estimate	Percent	Estimate	Percent
Total Population	25,248	-	21,591,588	-
With health insurance coverage	22,634	89.6%	19,021,878	88.1%
With private health insurance	16,141	63.9%	13,714,412	63.5%
With public coverage	9,237	36.6%	7,985,837	37.0%
No health insurance coverage	2,614	10.4%	2,569,710	11.9%

Health Professional Shortage Area (HPSA)











	Designation Status	Designation Type
 Primary Health Professional Shortage	Yes	Geographic, Correctional Facility, Rural Health Clinic
 Dental Health Professional Shortage	Yes	Low Income Population, Correctional Facility, Rural Health Clinic
 Mental Health Professional Shortage	Yes	High Needs Geographic, Correctional Facility, Rural Health Clinic

Medically Underserved Area (MUA)











MUA	Service Area Name	Designation Type
00505	Baker County	Medically Underserved Area

LEADING CAUSES OF DEATH

Baker County

	Number of Deaths	Percent of Deaths
 HEART DISEASE	68	21.05%
 CANCER	62	19.20%
 UNINTENTIONAL INJURY	29	8.98%
 CHRONIC LOWER RESPIRATORY DISEASE	26	8.05%
 STROKE	14	4.33%
 DIABETES	11	3.41%
 INFLUENZA & PNEUMONIA	9	2.79%
 CHRONIC LIVER DISEASE AND CIRRHOSIS	8	2.48%
 SUICIDE	5	1.55%
 ALZHEIMER'S DISEASE	5	1.55%

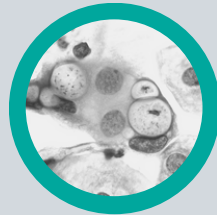
Florida

	Number of Deaths	Percent of Deaths
 HEART DISEASE	48,961	21.38%
 CANCER	47,088	20.56%
 STROKE	16,485	7.20%
 UNINTENTIONAL INJURY	16,435	7.18%
 CHRONIC LOWER RESPIRATORY DISEASE	11,214	4.90%
 DIABETES	7,288	3.18%
 ALZHEIMER'S DISEASE	5,974	2.61%
 COVID-19	3,645	1.59%
 SUICIDE	3,558	1.55%
 CHRONIC LIVER DISEASE AND CIRRHOSIS	3,529	1.54%

INFECTIOUS DISEASES

Baker County

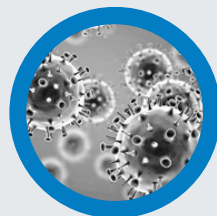
Florida



Chlamydia is a common sexually transmitted infection (STI) caused by bacteria. Chlamydia affects mostly young women, but it can occur in both men and women and in all age groups.

136 Cases

113,110 Cases



COVID-19 is the disease caused by SARS-CoV-2, the coronavirus that emerged in December 2019. It was declared a pandemic on March 11, 2020 and cases continue to occur. The coronavirus can be spread from person to person and the best way to protect yourself is to get vaccinated and boosted when you are eligible, follow testing guidelines, wear a mask, wash your hands and practice physical distancing.

427 Cases

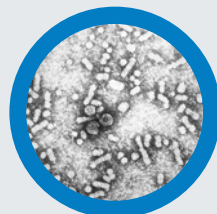
422,034 Cases



Infectious Syphilis is a bacterial infection usually spread by sexual contact. The disease starts as a painless sore — typically on the genitals, rectum or mouth. Syphilis spreads from person to person via skin or mucous membrane contact with these sores.

2 Cases

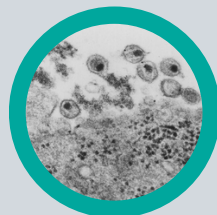
4,376 Cases



Hepatitis B (chronic) is a serious liver infection caused by the hepatitis B virus (HBV). For some people, hepatitis B infection becomes chronic, meaning it lasts more than six months. Having chronic hepatitis B increases your risk of developing liver failure, liver cancer or cirrhosis — a condition that permanently scars the liver.

5 Cases

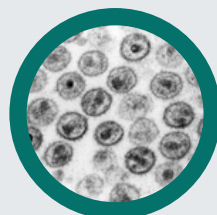
5,694 Cases



HIV is a sexually transmitted infection (STI). It can also be spread by contact with infected blood and from illicit injection drug use or sharing needles. It can also be spread from mother to child during pregnancy, childbirth or breastfeeding.

2 Cases

4,725 Cases



Acquired Immunodeficiency Syndrome (AIDS) is a chronic, potentially life-threatening condition caused by the human immunodeficiency virus (HIV). By damaging your immune system, HIV interferes with your body's ability to fight infection and disease.

4 Cases

1,981 Cases

MATERNAL & CHILD HEALTH

Baker County




Total Births
369



Births to Teen Mothers
15-19
32



Births to Mothers 36+
25



C-Section Births
98



Mothers who Initiated
Breastfeeding
253



Births to Mothers who
Smoked during
Pregnancy
24

Florida




Total Births
221,413



Births to Teen Mothers
15-19
8,109



Births to Mothers 36+
38,934



C-Section Births
80,098



Mothers who Initiated
Breastfeeding
189,443



Births to Mothers who
Smoked during
Pregnancy
3,995

	Baker County	Florida
	Estimate	Estimate
Maternal Deaths	0	41
Infant Deaths	6	1,339
White Infant Deaths	4	722
Black Infant Deaths	0	486
Hispanic Infant Deaths	0	403
Non-Hispanic Infant Deaths	6	899
Sudden Unexpected Infant Deaths (SUID)	1	179

SOCIAL & COMMUNITY CONTEXT

Baker County



Suicide Deaths
5



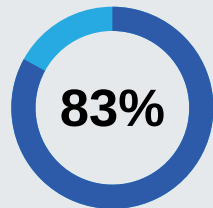
Overdose Deaths
8



Hospitalizations for
Non-Fatal Self-Harm
Injuries
9



Hospitalizations for
Mental and Behavioral
Health Disorders
118




Adults with Good
Mental Health



Adults who Engage in
Heavy or Binge Drinking
15.2%



Substance Abuse Program
Enrollees
0 Children
153 Adults



Total Index Crimes
182

*15.0% decrease
from 2022 to 2023

Crimes	Count
Murder	4
Rape	1
Robbery	0
Aggravated Assault	77
Burglary	24
Larceny	50
Motor Vehicle Theft	23

Florida



Suicide Deaths
3,558



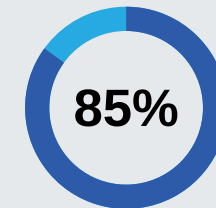
Overdose Deaths
7,220



Hospitalizations for
Non-Fatal Self-Harm
Injuries
7,677



Hospitalizations for
Mental and Behavioral
Health Disorders
210,140



Adults with Good
Mental Health



Adults who Engage in
Heavy or Binge Drinking
18.0%



Substance Abuse Program
Enrollees
10,977 Children
65,189 Adults



Total Index Crimes
114,918

*4.6% increase from
2022 to 2023

Crimes	Count
Murder	2,414
Rape	2,301
Robbery	6,443
Aggravated Assault	23,559
Burglary	21,832
Larceny	47,689
Motor Vehicle Theft	11,201