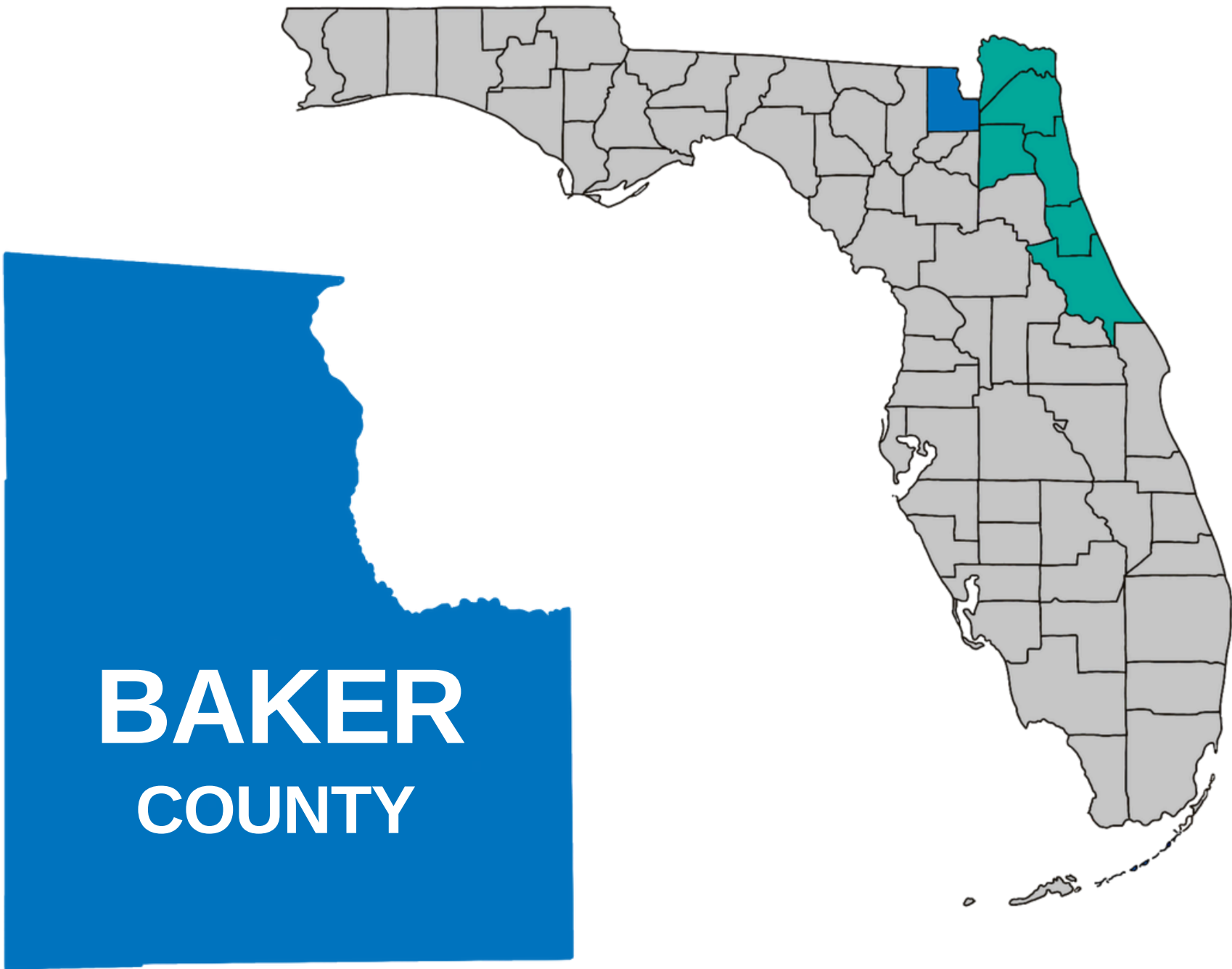




OUR VISION:

Northeast Florida will become the healthiest region in the state through evidence-based assessment, data, and planning.



Health Planning
Council OF NORTHEAST
FLORIDA



hpcnef.org



4201 Baymeadows Road, Suite 2
Jacksonville, Florida 32217



(904) 448-4300

COUNTY DEMOGRAPHICS

Population

Baker County



27,969

0.1% of Florida
Population

Florida



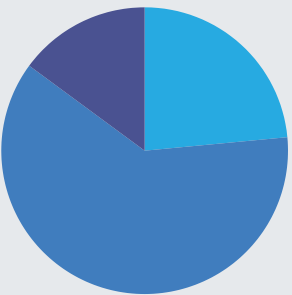
21,634,529

Data Source: U.S. Census Bureau, 2018-2022 American Community Survey 5-Year Estimates, DP05

Age Groups

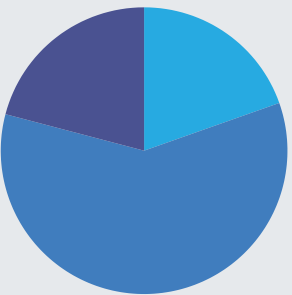
Baker County

	Estimate	Percent
Under 18	6,575	23.5%
18 - 64	17,224	61.6%
65+	4,170	14.9%



Florida

	Estimate	Percent
Under 18	4,235,429	19.6%
18 - 64	12,878,453	59.5%
65+	4,520,647	20.9%



Data Source: U.S. Census Bureau, 2018-2022 American Community Survey 5-Year Estimates, S0101

Gender

Baker County



46.4%

12,973 Females



53.6%

14,996 Males

Florida



50.8%

10,987,743 Females



49.2%

10,646,786 Males

Data Source: U.S. Census Bureau, 2018-2022 American Community Survey 5-Year Estimates, DP05

Race / Ethnicity

Baker County

Florida

	Estimate	Percent	Estimate	Percent
One Race	25,721	92.0%	18,891,062	87.3%
White	21,970	78.6%	13,807,410	63.8%
Black or African American	3,319	11.9%	3,355,708	15.5%
American Indian & Alaskan Native	51	0.2%	59,197	0.3%
Asian	195	0.7%	609,990	2.8%
Native Hawaiian & Other Pacific Islander	3	0.0%	13,200	0.1%
Some other race	183	0.7%	1,045,557	4.8%
Two or more races	2,248	8.0%	2,743,467	12.7%
Hispanic or Latino (of any race)	883	3.2%	5,738,283	26.5%

Data Source: U.S. Census Bureau, 2018-2022 American Community Survey 5-Year Estimates, DP05

COUNTY DEMOGRAPHICS

Baker County



Individuals with
Disabilities
3,822



Individuals with
Hearing Disabilities
895



Individuals with
Vision Disabilities
833



Individuals with
Cognitive Disabilities
1,225



Individuals with an
Ambulatory Difficulty
2,414



Individuals with
a Self-Care Difficulty
949



Individuals with an
Independent Living
Difficulty
1,360



Veterans
1,810

Florida



Individuals with
Disabilities
2,875,501



Individuals with
Hearing Disabilities
811,779



Individuals with
Vision Disabilities
539,298



Individuals with
Cognitive Disabilities
1,065,376



Individuals with an
Ambulatory Difficulty
1,478,924



Individuals with
a Self-Care Difficulty
536,019



Individuals with an
Independent Living
Difficulty
996,878



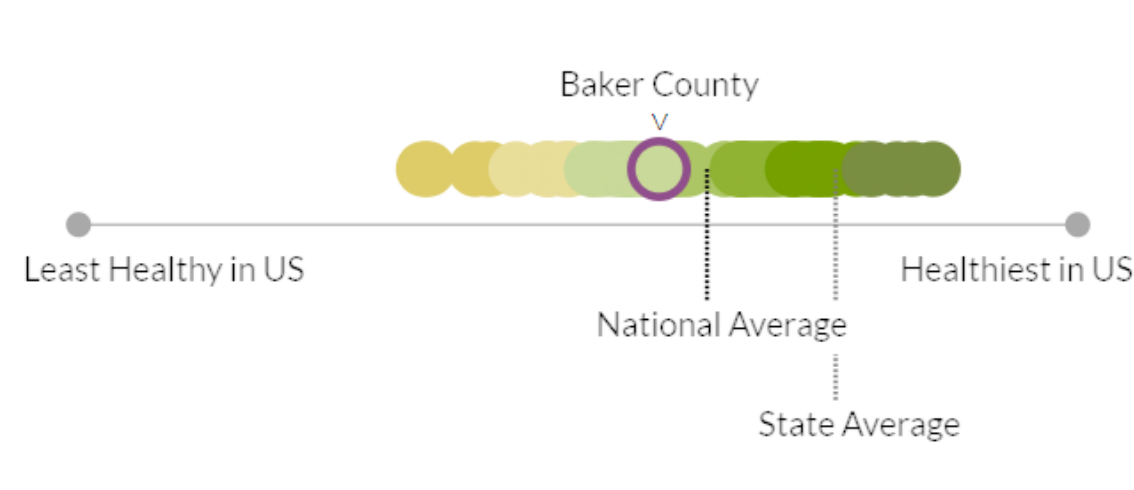
Veterans
1,369,719

COUNTY HEALTH RANKINGS, BAKER COUNTY, 2024

Health Outcomes: 39th out of 67 counties

*improved from 2023

Health Outcomes tell us how long people live on average within a community, and how much physical and mental health people experience in a community while they are alive. Health Outcomes includes quality of life and length of life.

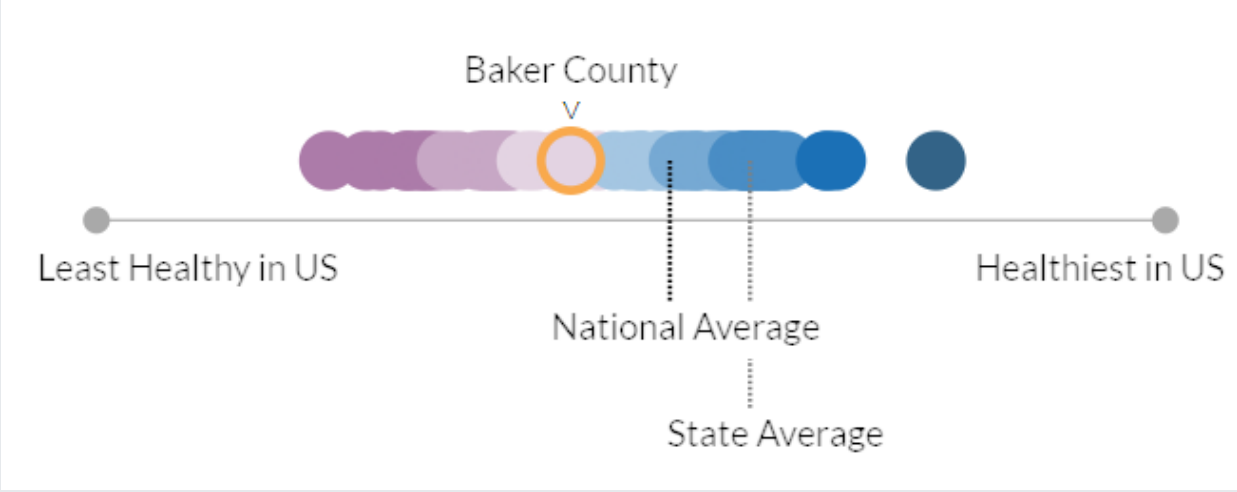


Baker County is faring worse than the average county in Florida for Health Outcomes, and worse than the average county in the nation.

Health Factors: 39th out of 67 counties

*declined from 2023

Health Factors represent those things we can improve to live longer and healthier lives. Health Factors include health behaviors, clinical care, social and economic factors, and the physical environment.



Baker County is faring worse than the average county in Florida for Health Factors, and worse than the average county in the nation.

Areas of Strength: low rate of sexually transmitted infections

Opportunities for Improvement: higher rate of uninsured individuals, high rate of preventable hospital stays, high air pollution particulate matter

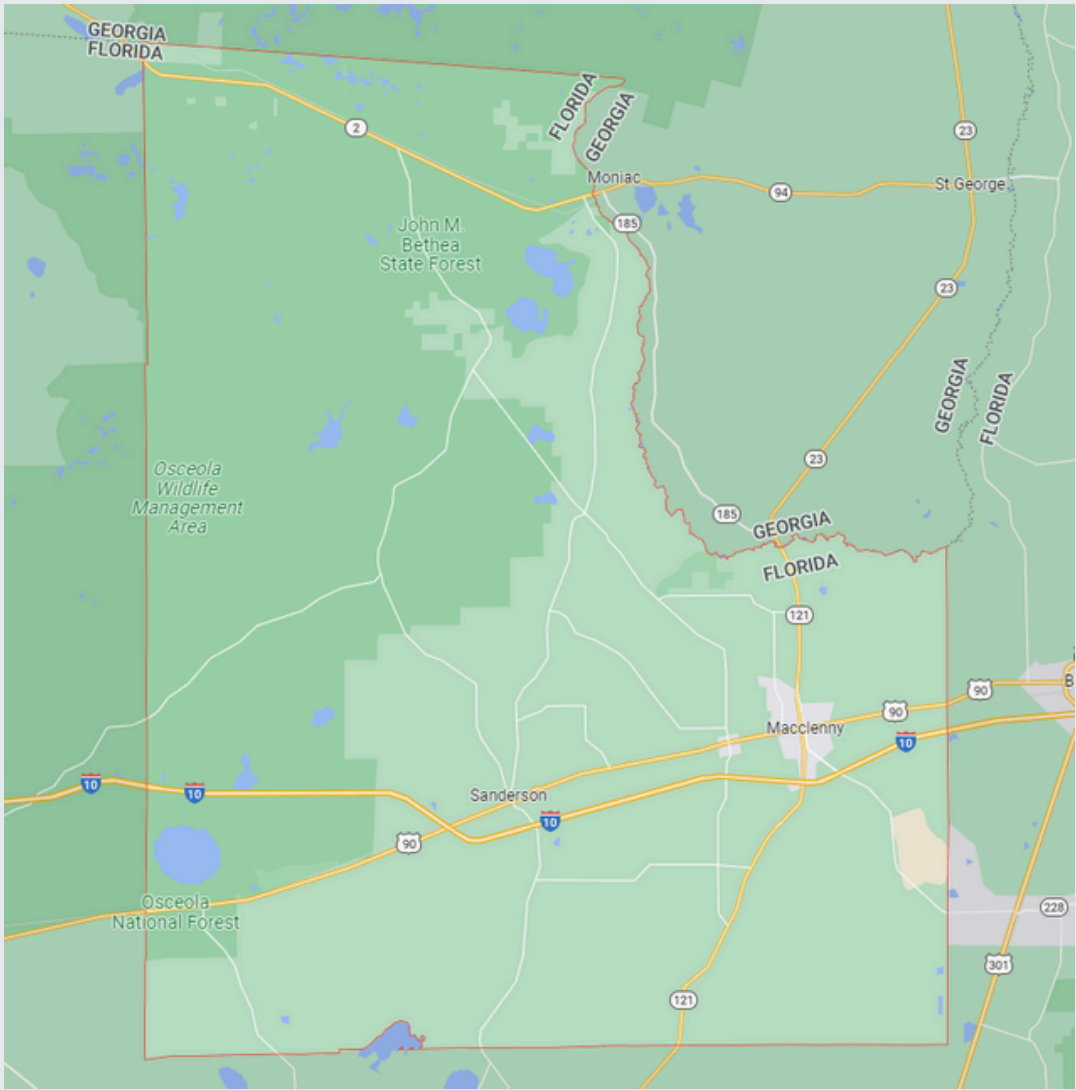
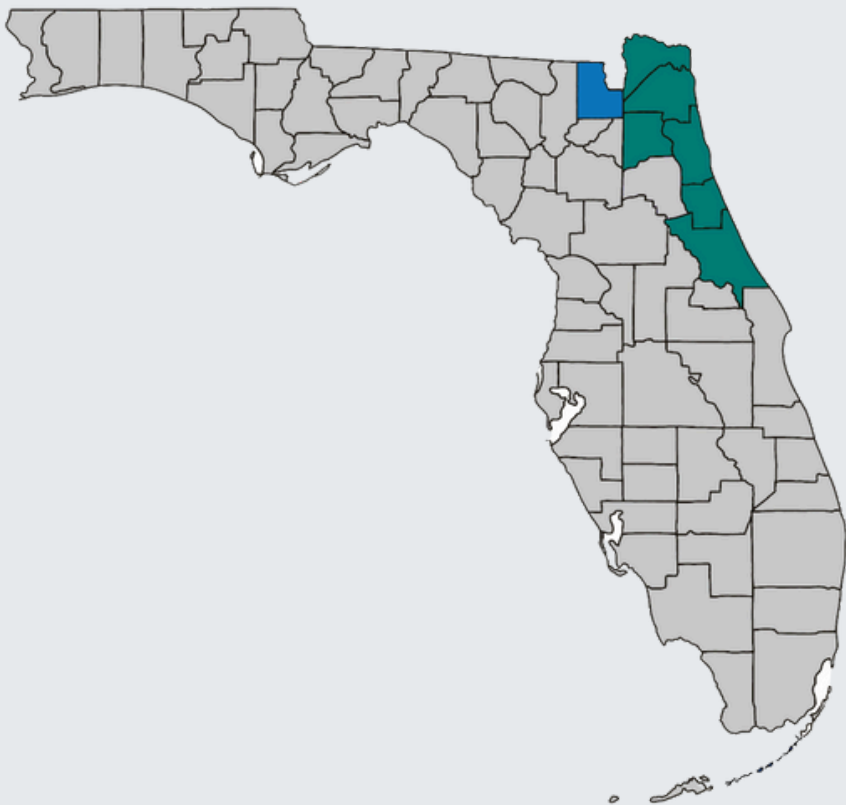
Data Note: County rankings for health outcomes and health factors were determined by analyzing the national z-scores provided on the County Health Rankings & Roadmaps website. A lower z-score correlated with a higher ranking, while a higher z-score correlated with a lower ranking.

Data Source: Robert Wood Johnson Foundation (2024); retrieved from County Health Rankings and Roadmaps

NEIGHBORHOOD & BUILT ENVIRONMENT

Geography and Governance

Baker County was founded nearly 160 years ago. This county encompasses approximately 585 square miles of Northeast Florida immediately west of the metropolitan city of Jacksonville, 140 miles east of Florida’s capitol Tallahassee, and 45 miles north of the University of Florida in Gainesville. The county contains almost 4 square miles of water in its lakes and rivers and many miles of undeveloped woodlands. The Osceola National Forest covers roughly 220,000 acres of the northern part of Baker County. The five-member elected Board of County Commissioners represents the citizens of Baker County. Each elected member represents a district within the county but is elected countywide.



Total Households
9,004



Median Gross Rent
\$959



Total Affordable
Housing Units
132



Total Homeless
_*



Percentage of
Sidewalks with Barriers
43%



Total Miles of
Bike Lanes
8



People Living Within
1/2 Mile of a Healthy
Food Source
0.6%



Nearby State
Parks
1



People Living Within
1/2 Mile of a Park
3.2%

Data Sources: U.S. Census Bureau, 2018-2022 American Community Survey 5-Year Estimates, DP03; U.S. Census Bureau, 2018-2022 American Community Survey 5-Year Estimates, DP04; Florida Department of Elder Affairs Profile of Older Adults, 2023; Florida Department of Environmental Protection, 2021; Florida Environmental Public Health Tracking, 2022; Florida Department of Children and Families, 2022; FL Health Charts Homeless Estimate, 2023 *data not provided for 2023

NEIGHBORHOOD & BUILT ENVIRONMENT

Social Vulnerability Index (SVI)

Social vulnerability is a set of factors such as poverty, lack of access to transportation, and crowded housing that may weaken a community’s ability to prevent human suffering and financial loss in a disaster. An area receives a Social Vulnerability Index Score (SVI) from 0 to 1.0 in which 0 is the lowest vulnerability and 1.0 is the highest vulnerable population.

- Socioeconomic status** (below 150% poverty, unemployed, housing cost burden, no high school diploma, no health insurance)
- Household characteristics** (aged 65 or older, aged 17 or younger, civilian with a disability, single-parent households, English language proficiency)
- Racial and ethnic minority status** (Hispanic or Latino (of any race); Black and African American, Not Hispanic or Latino; American Indian and Alaska Native, Not Hispanic or Latino; Asian, Not Hispanic or Latino; Native Hawaiian and Other Pacific Islander, Not Hispanic or Latino; Two or More Races, Not Hispanic or Latino; Other Races, Not Hispanic or Latino)
- Housing type & transportation** (multi-unit structures, mobile homes, crowding, no vehicle, group quarters)

Baker County SVI	
Factor	Score
Overall SVI	0.6188
Socioeconomic Status	0.6118
Household Characteristics	0.4073
Racial and Ethnic Minority Status	0.5558
Housing Type and Transportation	0.7051

Baker County’s overall SVI rate is 0.6188, which indicates a medium to high level of vulnerability compared to other communities. This means that Baker County is more likely to experience negative outcomes during emergencies, disasters, or disease outbreaks. When considering thematic SVI, the Housing Type and Transportation Status factor has the highest SVI (0.7051), and the Household Characteristics factor (0.4073) has the lowest.

ECONOMIC STABILITY

Baker County



Per Capita Income
\$28,612



Median Household
Income
\$67,872



Unemployment Rate
4.9%



Population 16+ in Labor Force **55.5%**



Social Security Benefit
Recipients (Age 65+)
3,860



Individuals Below
Poverty Level
3,398



Children in Foster
Care
40


Florida



Per Capita Income
\$38,850



Median Household
Income
\$67,917



Unemployment Rate
5.0%



Population 16+ in Labor Force **59.4%**



Social Security Benefit
Recipients (Age 65+)
3,928,080



Individuals Below
Poverty Level
2,725,633



Children in Foster
Care
21,031

Data Sources: U.S. Census Bureau, 2018-2022 American Community Survey 5-Year Estimates, DP03; Florida Health CHARTS, Individuals Below Poverty Level, 2022; Florida Health CHARTS, Children in Foster Care (Aged 0-17 Years), 2023; Florida Department of Elder Affairs Profile of Older Adults, 2023

EDUCATION ACCESS & QUALITY

Health Literacy

Health literacy is the degree to which individuals can obtain, process, and understand basic health information. Low health literacy is linked to poor health, higher rates of chronic disease, and higher mortality rates.

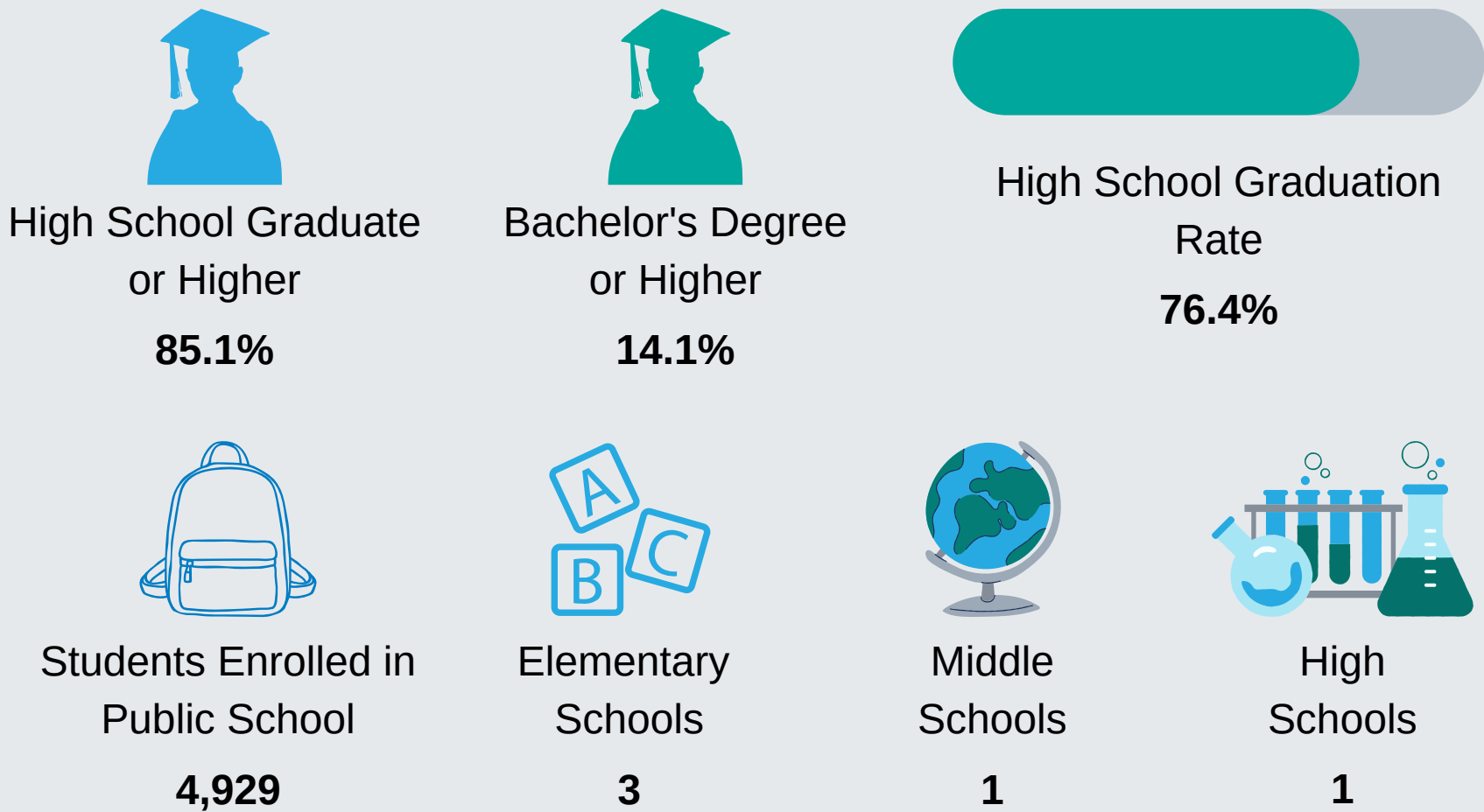
Health Insurance Literacy

Health insurance literacy is the ability to understand, choose, manage, and efficiently utilize health insurance plans. Health insurance literacy is crucial to affordable and effective healthcare decisions and outcomes.

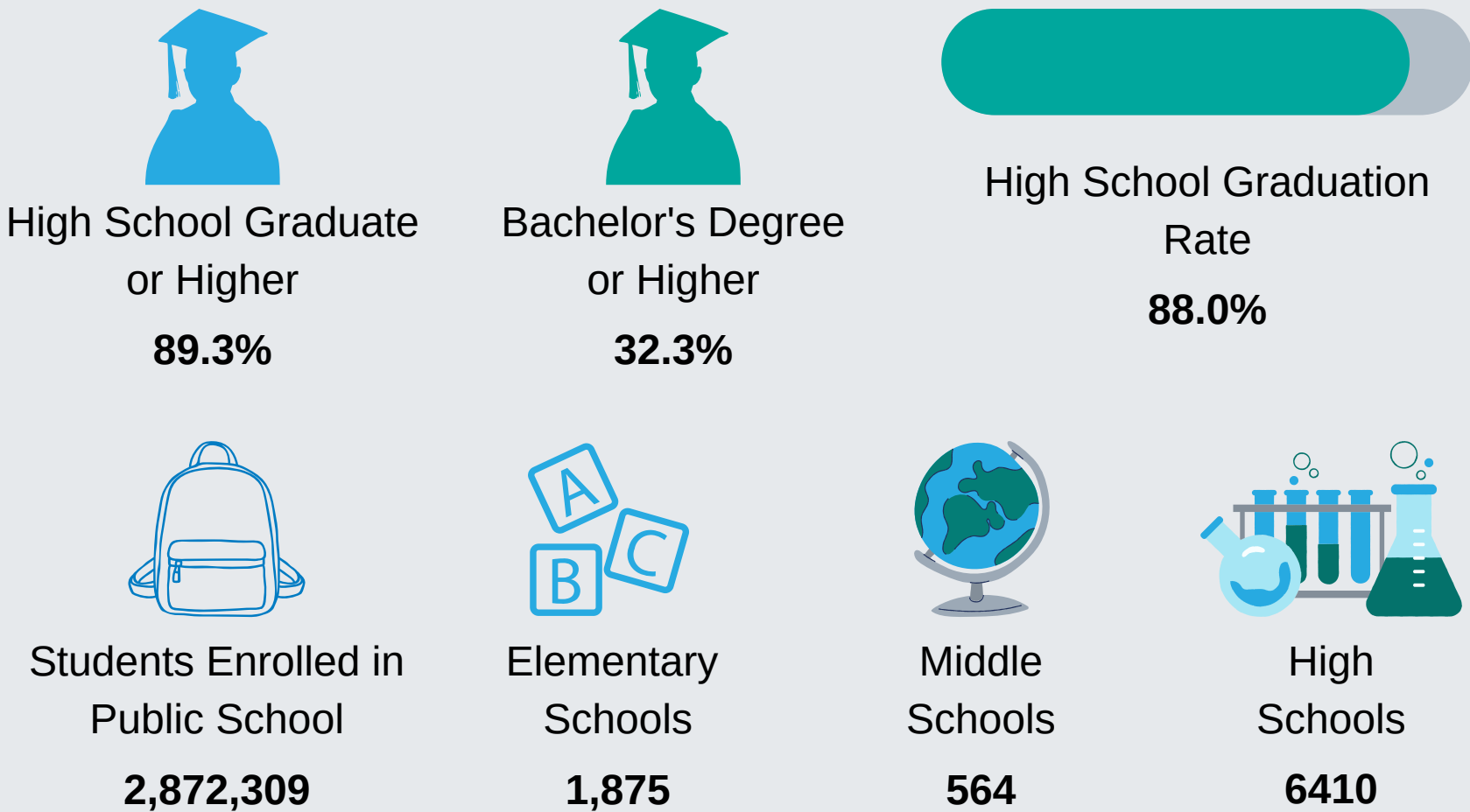
Digital Literacy

Digital literacy is the ability to use information and communication technologies to find, evaluate, create, and communicate information, requiring both cognitive and technical skills.

Baker County




Florida



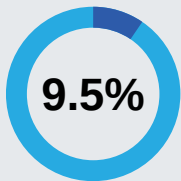
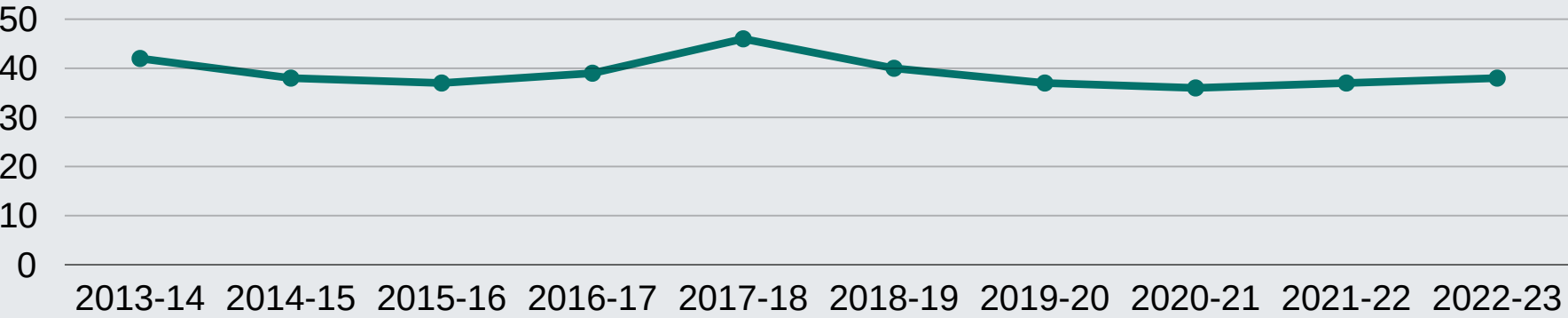
HEALTHCARE ACCESS & QUALITY

Baker County

Licensed Providers



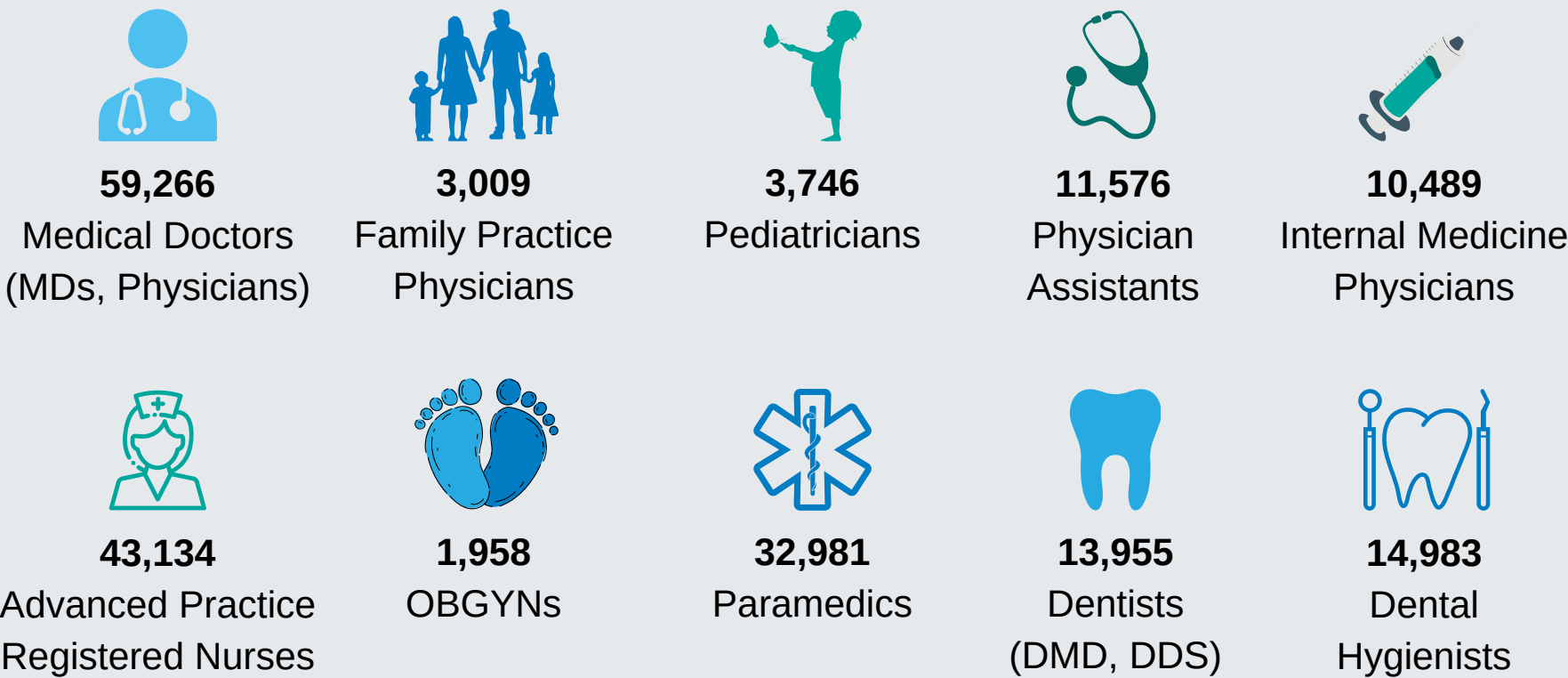
Number of Practicing Physicians



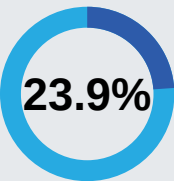
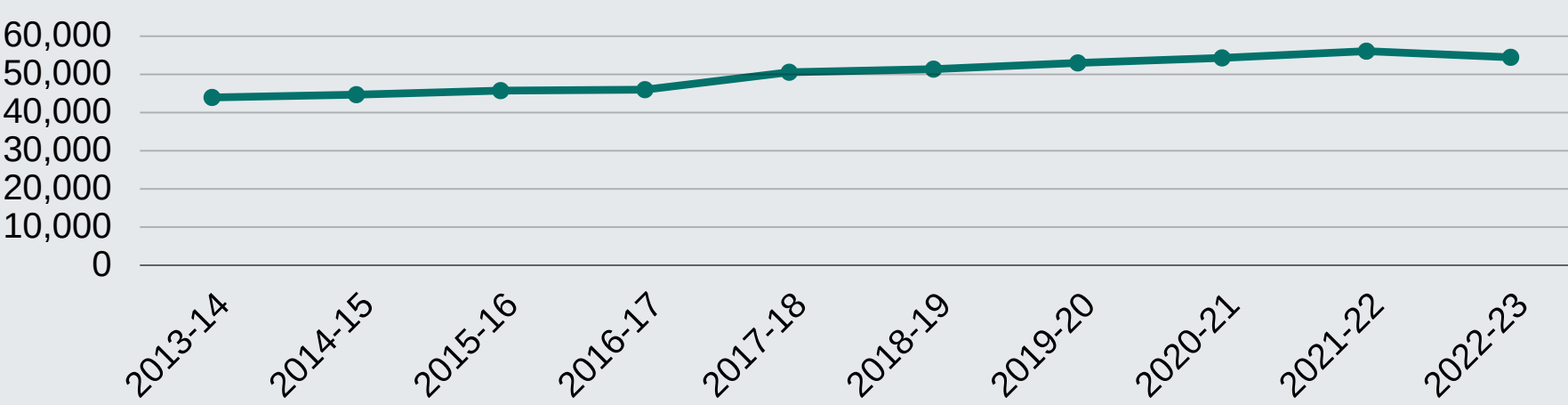
9.5% decrease in the number of practicing physicians from 2014-15 to 2022-23

Florida

Licensed Providers



Number of Practicing Physicians

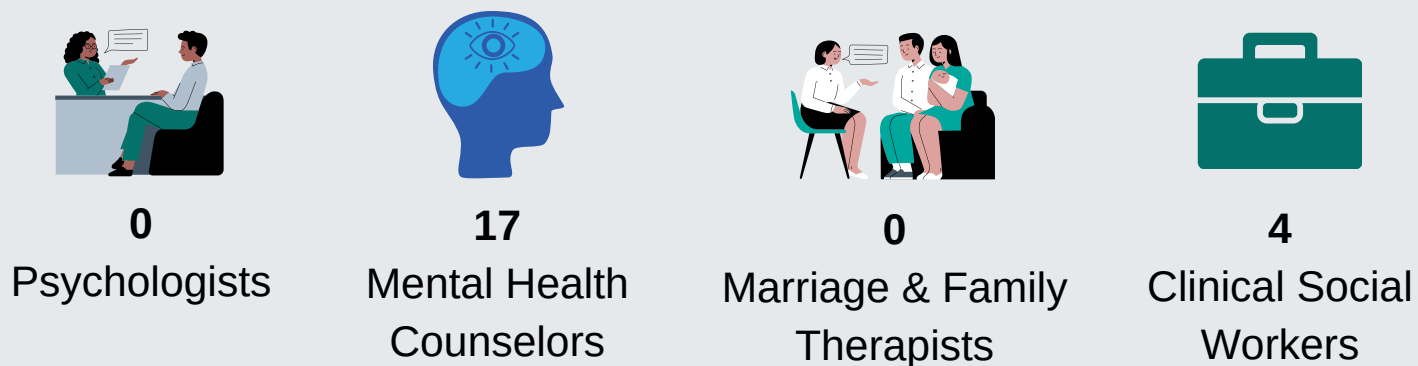


23.9% increase in the number of practicing physicians from 2014-15 to 2022-23


HEALTHCARE ACCESS & QUALITY

Baker County

Licensed Mental Health Professionals

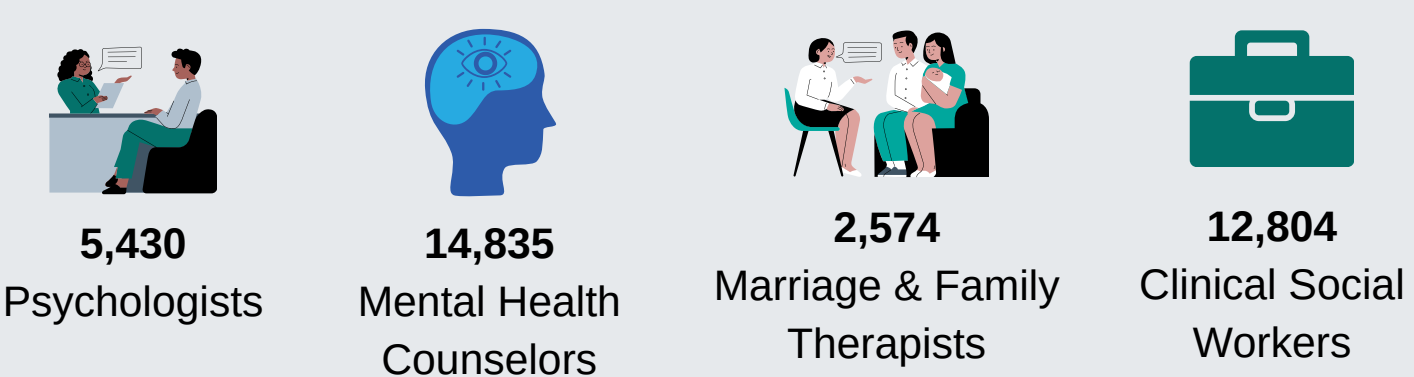


Hospital Beds

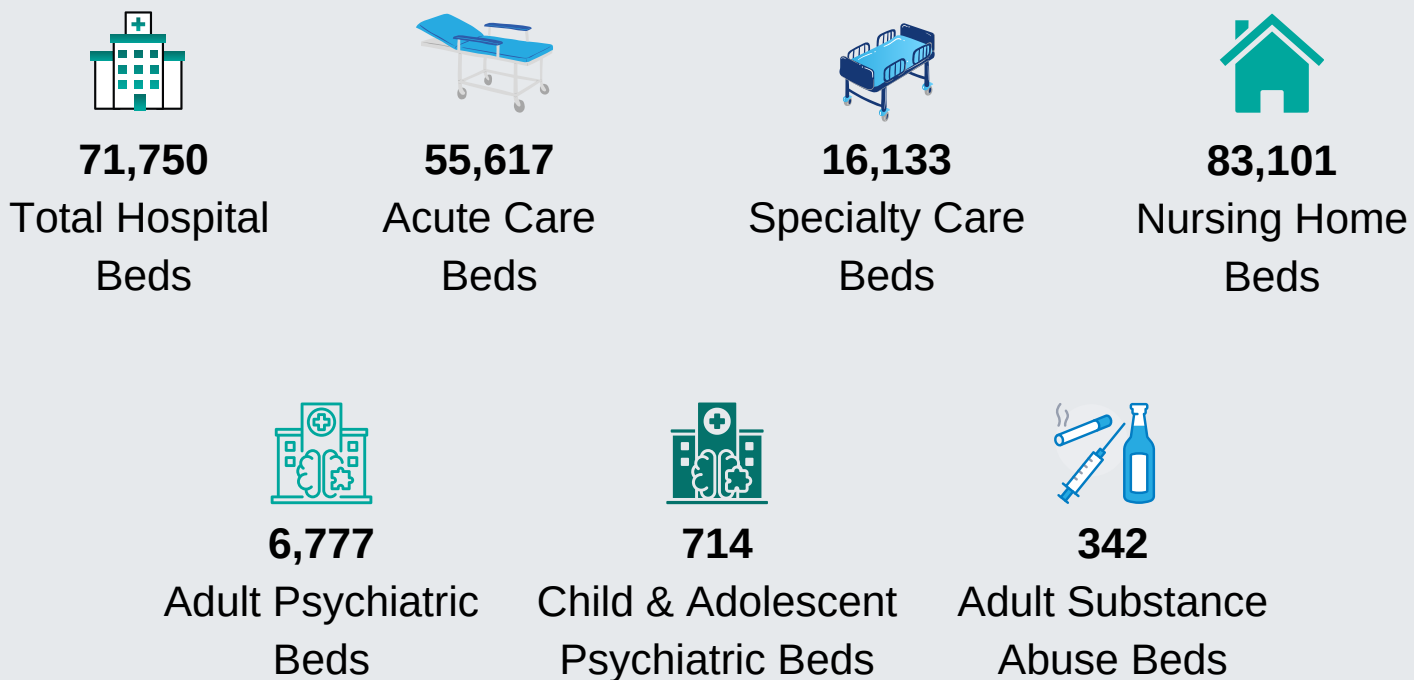


Florida

Licensed Mental Health Professionals



Hospital Beds






HEALTHCARE ACCESS & QUALITY

Health Insurance Coverage

	Baker County		Florida	
	Estimate	Percent	Estimate	Percent
Total Population	24,848	-	21,300,363	-
With health insurance coverage	22,063	88.7%	18,679,638	87.7%
With private health insurance	15,818	63.6%	13,487,799	63.3%
With public coverage	8,987	36.1%	7,838,740	36.8%
No health insurance coverage	2,805	11.3%	2,620,725	12.3%

Health Professional Shortage Area (HPSA)






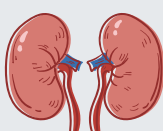




	Designation Status	Designation Type
 <div>Primary Health Professional Shortage</div>	Yes	Low Income Population, Correctional Facility, Rural Health Clinic
 <div>Dental Health Professional Shortage</div>	Yes	Low Income Population, Correctional Facility, Rural Health Clinic
 <div>Mental Health Professional Shortage</div>	Yes	Low Income Population, Correctional Facility, Rural Health Clinic

Medically Underserved Area (MUA)










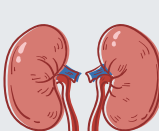
MUA	Service Area Name	Designation Type
00505	Baker County	Medically Underserved Area

LEADING CAUSES OF DEATH

Baker County

		Number of Deaths	Percent of Deaths
	HEART DISEASE	83	25.15%
	CANCER	67	20.03%
	UNINTENTIONAL INJURY	32	9.70%
	CHRONIC LOWER RESPIRATORY DISEASE	19	5.76%
	COVID-19	15	4.55%
	NEPHRITIS, NEPHROTIC SYNDROME, & NEPHROSIS	11	3.33%
	STROKE	9	2.73%
	INFLUENZA & PNEUMONIA	7	2.12%
	ALZHEIMER'S DISEASE	5	1.52%
	DIABETES	5	1.52%

Florida

		Number of Deaths	Percent of Deaths
	HEART DISEASE	49,836	20.86%
	CANCER	46,978	19.66%
	UNINTENTIONAL INJURY	17,123	7.17%
	STROKE	16,372	6.85%
	COVID-19	12,158	5.09%
	CHRONIC LOWER RESPIRATORY DISEASE	11,167	4.67%
	DIABETES	7,550	3.16%
	ALZHEIMER'S DISEASE	6,397	2.68%
	CHRONIC LIVER DISEASE AND CIRRHOSIS	3,846	1.61%
	NEPHRITIS, NEPHROTIC SYNDROME, & NEPHROSIS	3,819	1.60%

INFECTIOUS DISEASES

Baker County

Florida



Chlamydia is a common sexually transmitted infection (STI) caused by bacteria. Chlamydia affects mostly young women, but it can occur in both men and women and in all age groups.

170 Cases

106,873 Cases



COVID-19 is the disease caused by SARS-CoV-2, the coronavirus that emerged in December 2019. It was declared a pandemic on March 11, 2020 and cases continue to occur. The coronavirus can be spread from person to person and the best way to protect yourself is to get vaccinated and boosted when you are eligible, follow testing guidelines, wear a mask, wash your hands and practice physical distancing.

542 Cases

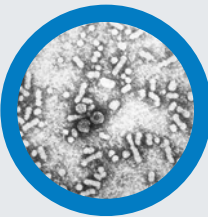
582,946 Cases



Infectious Syphilis is a bacterial infection usually spread by sexual contact. The disease starts as a painless sore — typically on the genitals, rectum or mouth. Syphilis spreads from person to person via skin or mucous membrane contact with these sores.

3 Cases

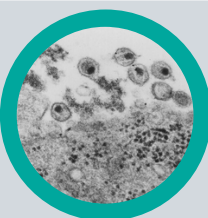
4,618 Cases



Hepatitis B (chronic) is a serious liver infection caused by the hepatitis B virus (HBV). For some people, hepatitis B infection becomes chronic, meaning it lasts more than six months. Having chronic hepatitis B increases your risk of developing liver failure, liver cancer or cirrhosis — a condition that permanently scars the liver.

19 Cases

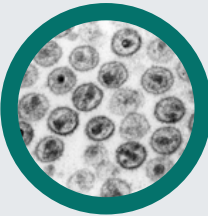
12,518 Cases



HIV is a sexually transmitted infection (STI). It can also be spread by contact with infected blood and from illicit injection drug use or sharing needles. It can also be spread from mother to child during pregnancy, childbirth or breastfeeding.

1 Case

4,606 Cases



Acquired Immunodeficiency Syndrome (AIDS) is a chronic, potentially life-threatening condition caused by the human immunodeficiency virus (HIV). By damaging your immune system, HIV interferes with your body's ability to fight infection and disease.

0 Cases

1,983 Cases

MATERNAL & CHILD HEALTH

Baker County




Total Births
369



Births to Teen Mothers
15 - 19
24



Births to Mothers 36+
36



C-Section Births
112



Mothers who Initiated
Breastfeeding
310



Births to Mothers who
Smoked during
Pregnancy
19

Florida




Total Births
224,403




Births to Teen Mothers
15-19
8,138



Births to Mothers 36+
38,176



C-Section Births
80,508



Mothers who Initiated
Breastfeeding
194,654



Births to Mothers who
Smoked during
Pregnancy
5,186

	Baker County	Florida
	Estimate	Estimate
Maternal Deaths	0	34
Infant Deaths	3	1,346
White Infant Deaths	2	690
Black Infant Deaths	0	538
Hispanic Infant Deaths	0	371
Non-Hispanic Infant Deaths	2	923
Sudden Unexpected Infant Deaths (SUID)	1	217

SOCIAL & COMMUNITY CONTEXT

Baker County



Suicide Deaths
3



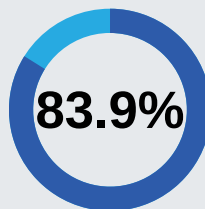
Overdose Deaths
11



Hospitalizations for
Non-Fatal Self-Harm
Injuries
<5



Hospitalizations for
Mental and Behavioral
Health Disorders
231




Adults with Good
Mental Health



Adults who Engage in
Heavy or Binge Drinking
15.2%



Substance Abuse Program
Enrollees
4 Children
107 Adults



Total Index Crimes
207

*41.7% increase from
2021 to 2022

Crimes	Count
Murder	0
Rape	3
Robbery	3
Aggravated Assault	73
Burglary	37
Larceny	73
Motor Vehicle Theft	18

Florida



Suicide Deaths
3,445



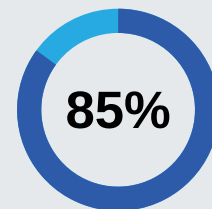
Overdose Deaths
7,769



Hospitalizations for
Non-Fatal Self-Harm
Injuries
7,772



Hospitalizations for
Mental and Behavioral
Health Disorders
392,696



Adults with Good
Mental Health



Adults who Engage in
Heavy or Binge Drinking
18.0%



Substance Abuse Program
Enrollees
11,149 Children
66,091 Adults



Total Index Crimes
107,603

*8.0% increase from
2021 to 2022

Crimes	Count
Murder	2,295
Rape	2,296
Robbery	6,176
Aggravated Assault	22,865
Burglary	20,951
Larceny	42,658
Motor Vehicle Theft	10,362